

Carrot Top



Carrot Top

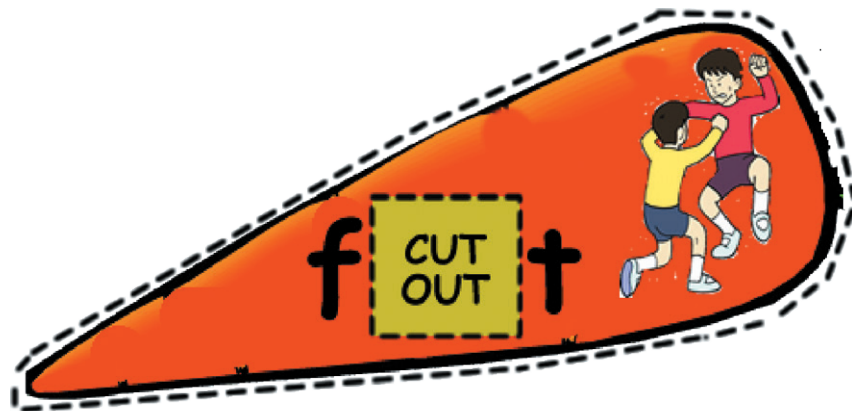



(Players 1–4)

1. Distribute the carrot cards equally amongst players.
2. Place the orange carrots face down in middle of the group.
3. Take turns to choose an orange carrot.
4. If the orange carrot completes a word by matching it to one of your carrot cards place it on top. If it is not a match return it to the middle of the group.
5. The first player to match all carrot cards with an orange carrot and reveal the completed word is the winner.

Carrot Top





Carrot Top

Literacy Games – Book 3
© 2015 Blake Education

Carrot Top

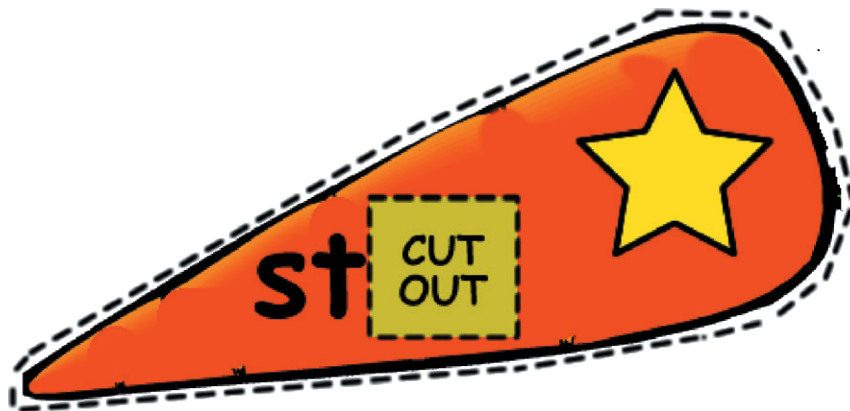


Literacy Games – Book 3
© 2015 Blake Education

Carrot Top

Literacy Games – Book 3
© 2015 Blake Education

Carrot Top

Literacy Games – Book 3
© 2015 Blake Education



Carrot Top

Literacy Games – Book 3
© 2015 Blake Education

Carrot Top

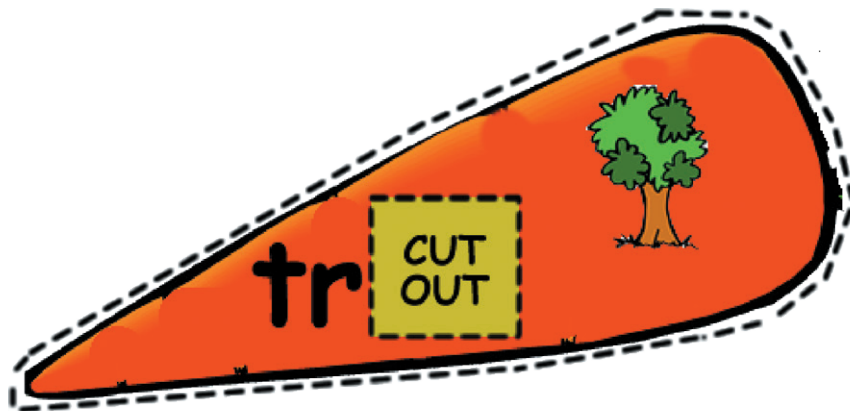

Literacy Games – Book 3
© 2015 Blake Education

Carrot Top

Literacy Games – Book 3
© 2015 Blake Education

Carrot Top

Literacy Games – Book 3
© 2015 Blake Education



Carrot Top

Literacy Games – Book 3
© 2015 Blake Education

Carrot Top


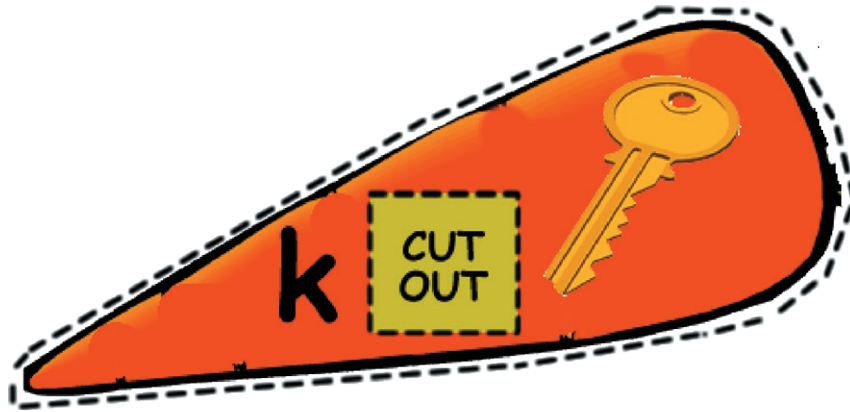
Literacy Games – Book 3
© 2015 Blake Education

Carrot Top

Literacy Games – Book 3
© 2015 Blake Education

Carrot Top

Literacy Games – Book 3
© 2015 Blake Education



Carrot Top

Literacy Games – Book 3
© 2015 Blake Education

Carrot Top

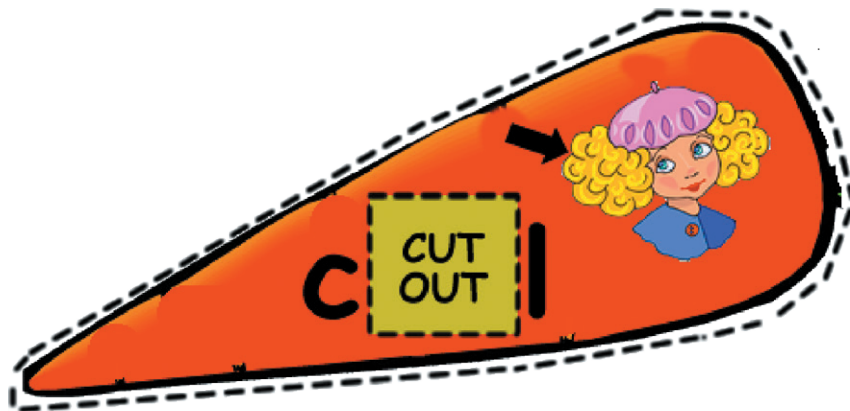

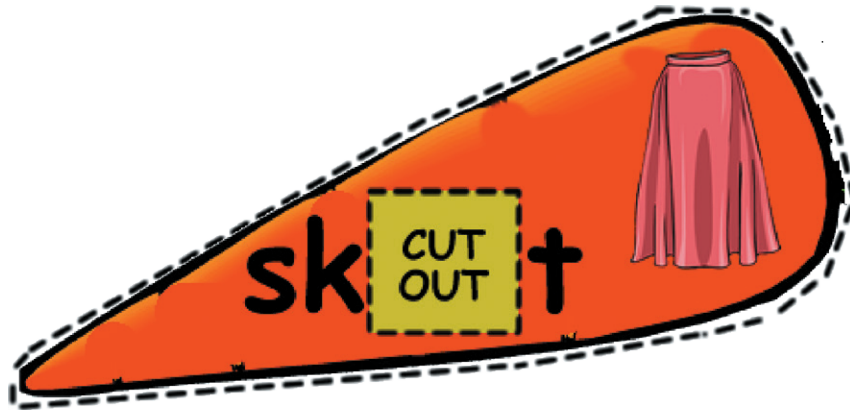
Literacy Games – Book 3
© 2015 Blake Education

Carrot Top

Literacy Games – Book 3
© 2015 Blake Education

Carrot Top

Literacy Games – Book 3
© 2015 Blake Education



Carrot Top

Literacy Games – Book 3
© 2015 Blake Education

Carrot Top

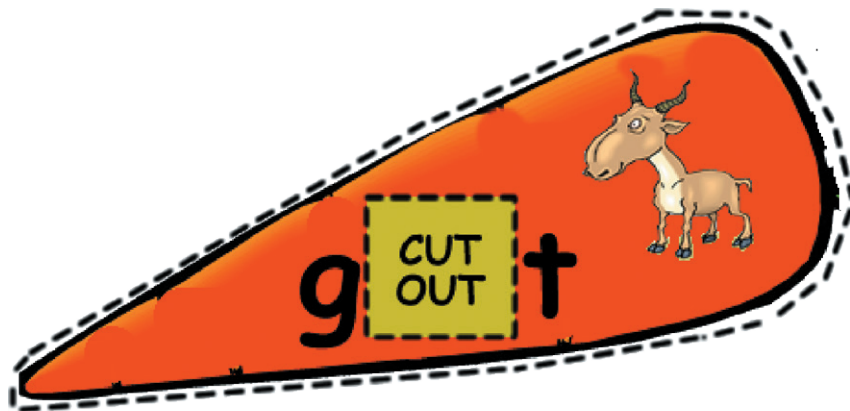
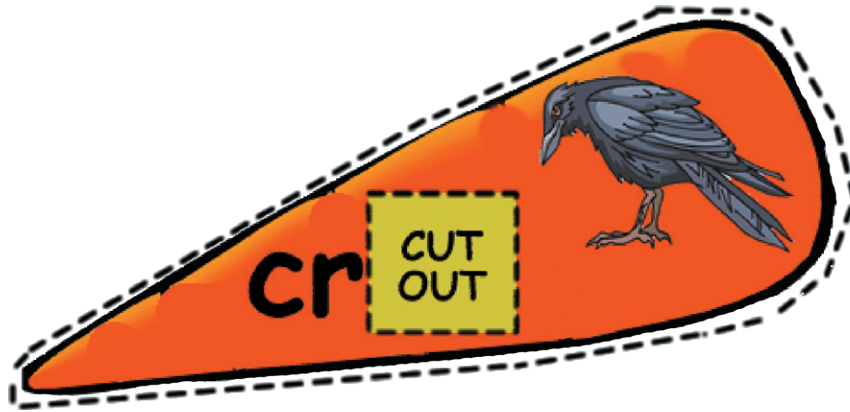
Literacy Games – Book 3
© 2015 Blake Education

Carrot Top

Literacy Games – Book 3
© 2015 Blake Education

Carrot Top

Literacy Games – Book 3
© 2015 Blake Education



Carrot Top

Literacy Games – Book 3
© 2015 Blake Education

Carrot Top

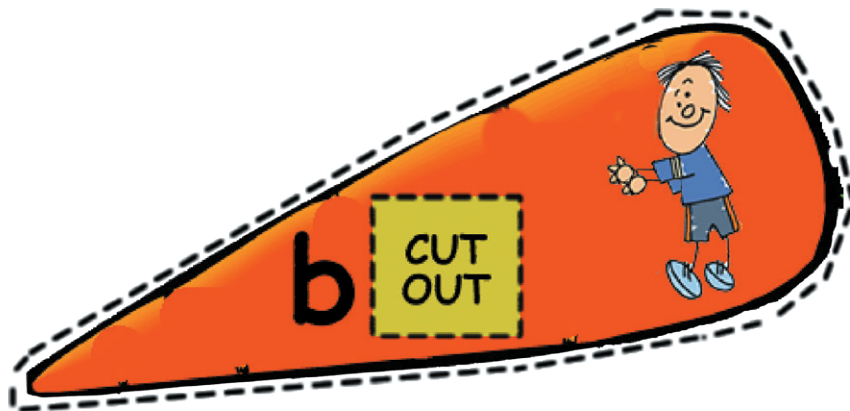
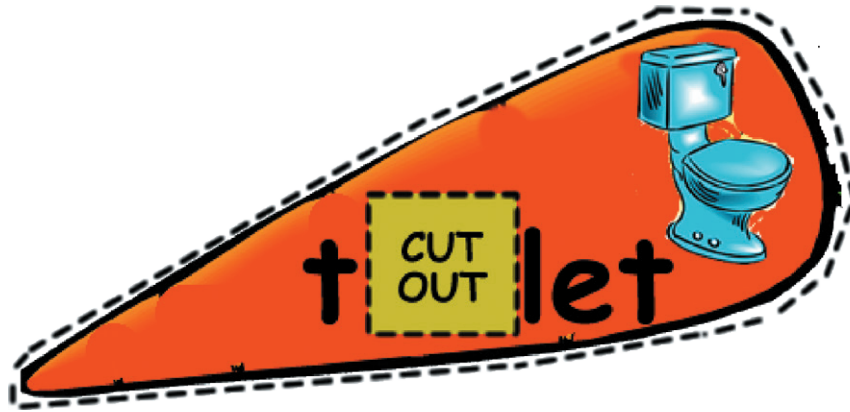
Literacy Games – Book 3
© 2015 Blake Education

Carrot Top

Literacy Games – Book 3
© 2015 Blake Education

Carrot Top

Literacy Games – Book 3
© 2015 Blake Education



Carrot Top

Literacy Games – Book 3
© 2015 Blake Education

Carrot Top

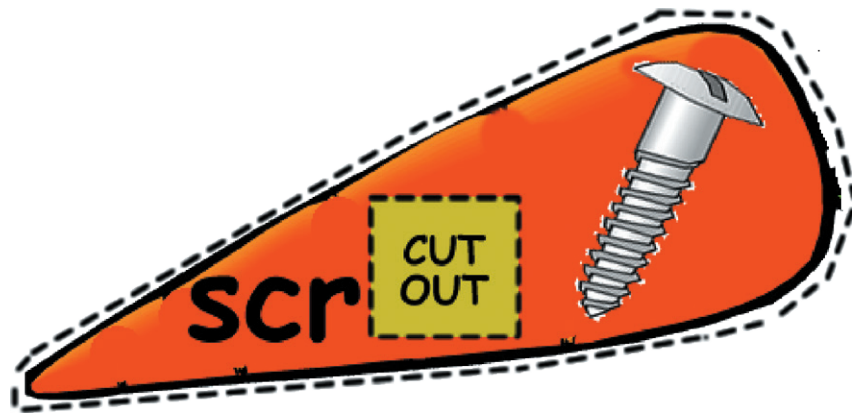
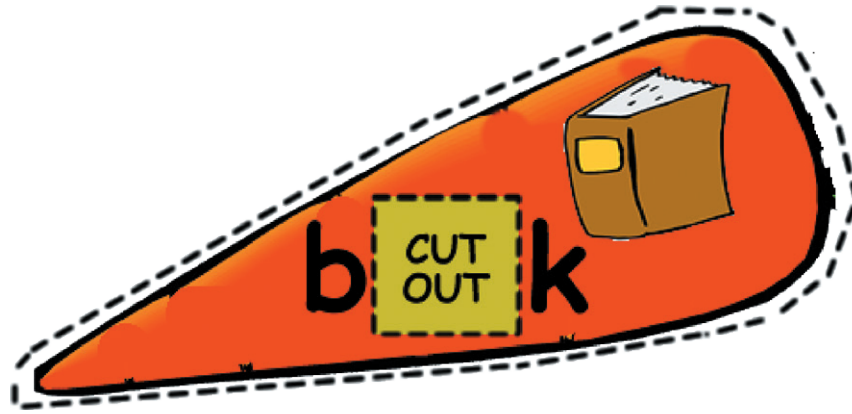

Literacy Games – Book 3
© 2015 Blake Education

Carrot Top

Literacy Games – Book 3
© 2015 Blake Education

Carrot Top

Literacy Games – Book 3
© 2015 Blake Education



Carrot Top

Literacy Games – Book 3
© 2015 Blake Education

Carrot Top

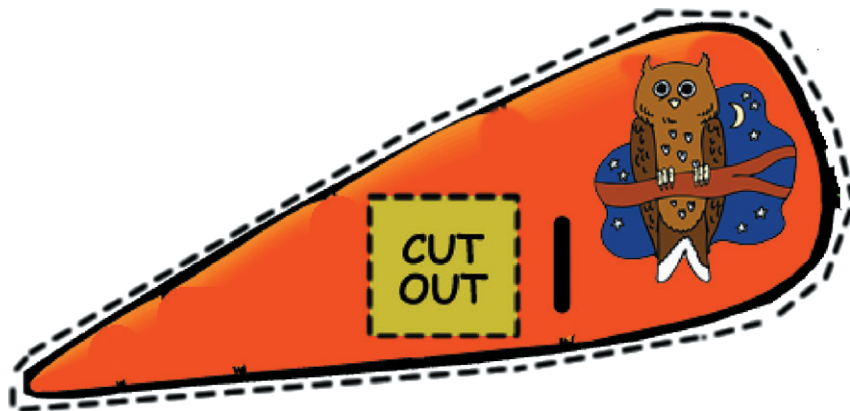

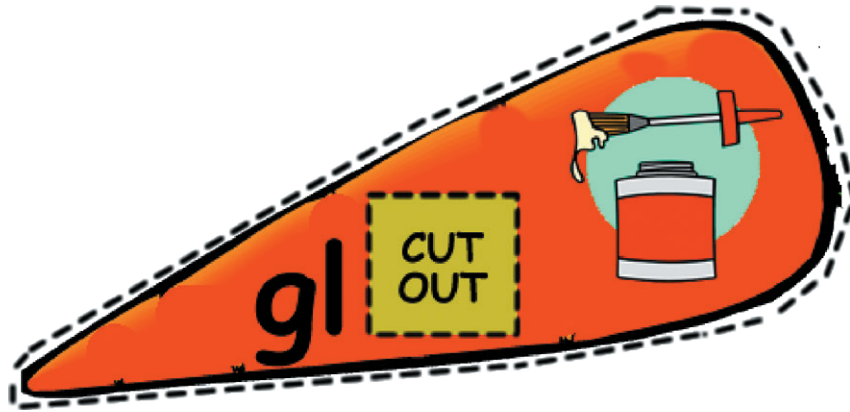

Literacy Games – Book 3
© 2015 Blake Education

Carrot Top

Literacy Games – Book 3
© 2015 Blake Education

Carrot Top

Literacy Games – Book 3
© 2015 Blake Education



Carrot Top

Literacy Games – Book 3
© 2015 Blake Education

Carrot Top

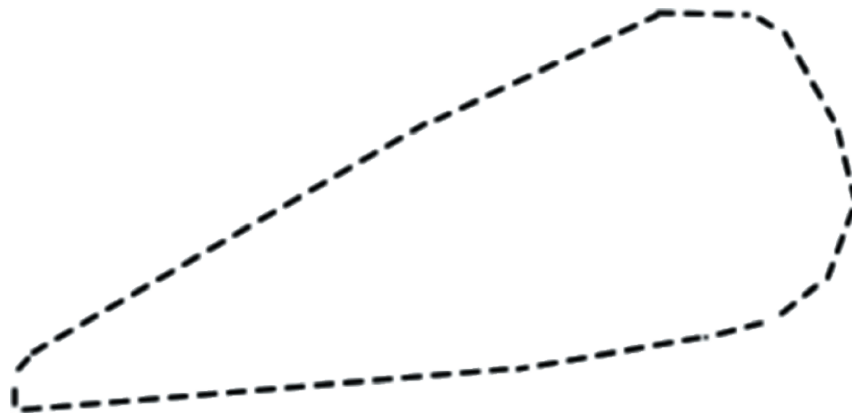
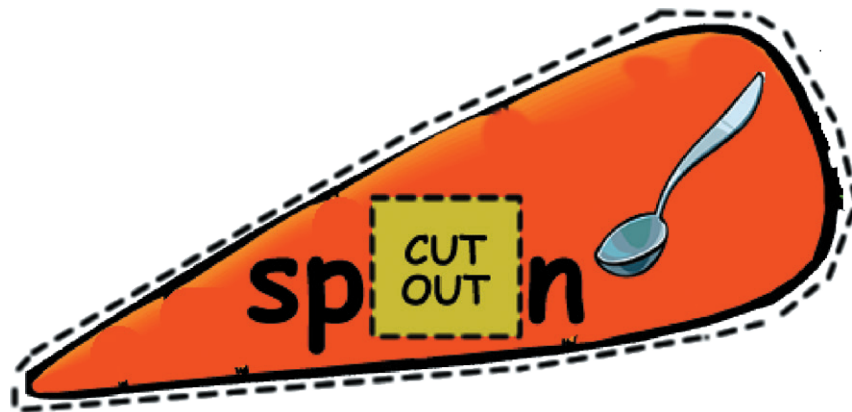

Literacy Games – Book 3
© 2015 Blake Education

Carrot Top

Literacy Games – Book 3
© 2015 Blake Education

Carrot Top

Literacy Games – Book 3
© 2015 Blake Education



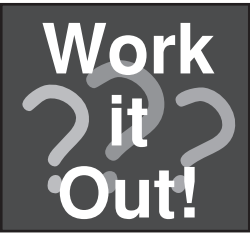
Carrot Top

Literacy Games – Book 3
© 2015 Blake Education

Carrot Top

Literacy Games – Book 3
© 2015 Blake Education

Name _____



Read the words in the grey boxes and make new words by using the spelling pattern highlighted in white. Draw a picture of the new word.

look

crow

star

b _ _ k

s h _ _

c _ _

toy

mouse

goat

b _ _

h _ _ s e

b _ _ t