

Juggling Clown



Juggling Clown



(Players 1–6)

1. Choose a Juggling Clown base board.
2. Place the balls face down in middle of the group.
3. Take turns to choose a ball.
4. If the ball matches a ball on your base board, place it in on top. If it is not a match return it to the middle of the group.
5. The first player to match six balls with pictures to the six balls with words on the base board is the winner.

Juggling Clown



fin

bus

pen

bat

top

red



Juggling Clown Baseboard

Literacy Games – Book 3
© 2015 Blake Education

lip

fox

ten

pan

cut

web



Juggling Clown Baseboard

Literacy Games – Book 3
© 2015 Blake Education

pin

mop

pet

rat

sun

dog



Juggling Clown Baseboard

Literacy Games – Book 3
© 2015 Blake Education

zip

hop

jet

hug

cap

hen



Juggling Clown Baseboard

Literacy Games – Book 3
© 2015 Blake Education

pig

jug

net

cot

hat

bib



Juggling Clown Baseboard

Literacy Games – Book 3
© 2015 Blake Education

box

mug

vet

jam




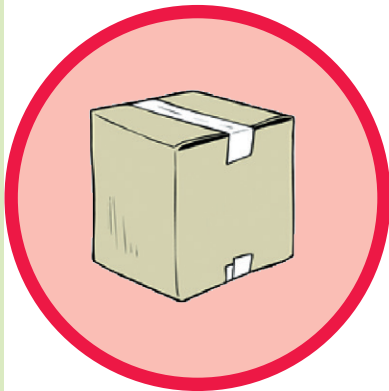
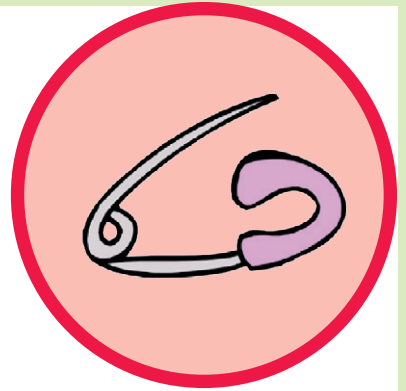
cat

lid



Juggling Clown Baseboard

Literacy Games – Book 3
© 2015 Blake Education



Juggling Clown

Literacy Games – Book 1
© 2015 Blake Education

Juggling Clown

Literacy Games – Book 1
© 2015 Blake Education

Juggling Clown

Literacy Games – Book 1
© 2015 Blake Education

Juggling Clown

Literacy Games – Book 1
© 2015 Blake Education

Juggling Clown

Literacy Games – Book 1
© 2015 Blake Education

Juggling Clown

Literacy Games – Book 1
© 2015 Blake Education

Juggling Clown

Literacy Games – Book 1
© 2015 Blake Education

Juggling Clown

Literacy Games – Book 1
© 2015 Blake Education

Juggling Clown

Literacy Games – Book 1
© 2015 Blake Education

Juggling Clown


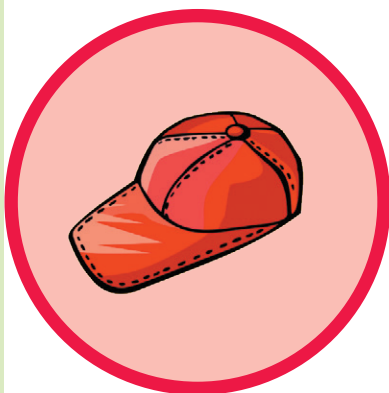



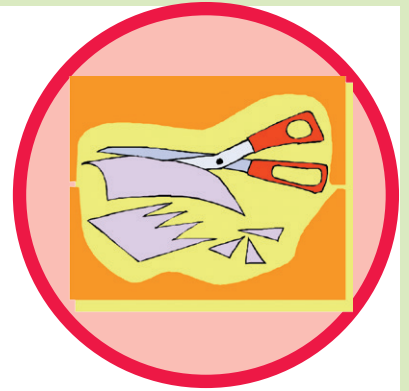

Literacy Games – Book 1
© 2015 Blake Education

Juggling Clown

Literacy Games – Book 1
© 2015 Blake Education

Juggling Clown

Literacy Games – Book 1
© 2015 Blake Education



Juggling Clown

Literacy Games – Book 1
© 2015 Blake Education

Juggling Clown

Literacy Games – Book 1
© 2015 Blake Education

Juggling Clown

Literacy Games – Book 1
© 2015 Blake Education

Juggling Clown

Literacy Games – Book 1
© 2015 Blake Education

Juggling Clown

Literacy Games – Book 1
© 2015 Blake Education

Juggling Clown

Literacy Games – Book 1
© 2015 Blake Education

Juggling Clown

Literacy Games – Book 1
© 2015 Blake Education

Juggling Clown

Literacy Games – Book 1
© 2015 Blake Education

Juggling Clown

Literacy Games – Book 1
© 2015 Blake Education

Juggling Clown


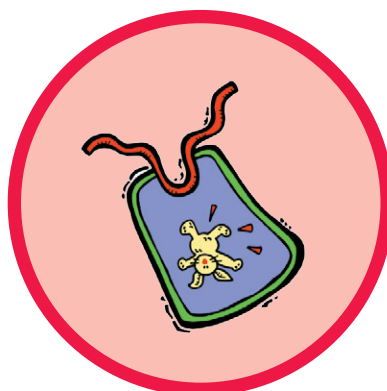

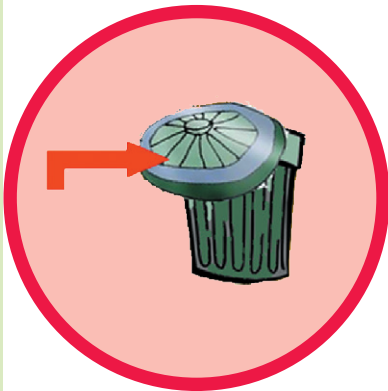
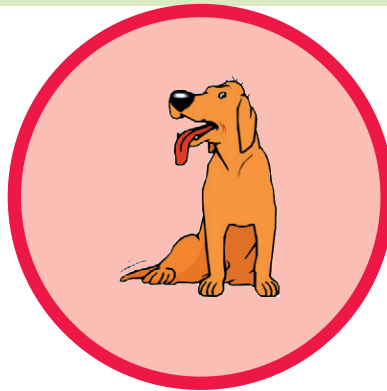
Literacy Games – Book 1
© 2015 Blake Education

Juggling Clown

Literacy Games – Book 1
© 2015 Blake Education

Juggling Clown

Literacy Games – Book 1
© 2015 Blake Education



Juggling Clown

Literacy Games – Book 1
© 2015 Blake Education

Juggling Clown

Literacy Games – Book 1
© 2015 Blake Education

Juggling Clown

Literacy Games – Book 1
© 2015 Blake Education

Juggling Clown

Literacy Games – Book 1
© 2015 Blake Education

Juggling Clown

Literacy Games – Book 1
© 2015 Blake Education

Juggling Clown

Literacy Games – Book 1
© 2015 Blake Education

Juggling Clown

Literacy Games – Book 1
© 2015 Blake Education

Juggling Clown

Literacy Games – Book 1
© 2015 Blake Education

Juggling Clown

Literacy Games – Book 1
© 2015 Blake Education

Juggling Clown

Literacy Games – Book 1
© 2015 Blake Education

Juggling Clown

Literacy Games – Book 1
© 2015 Blake Education




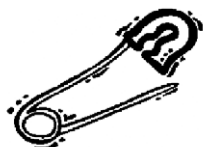




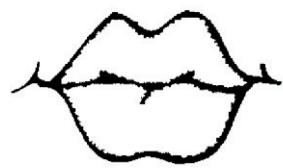



Juggling Clown

Literacy Games – Book 1
© 2015 Blake Education

Name _____

**Work
it
Out!**

Point to each picture and say the word slowly. Listen to the sounds in the word and write down each sound.

 _____	 _____	 _____
 _____	 _____	 _____
 _____	 _____	 _____
 _____	 _____	 _____