


# Dog Bites




# Dog Bites



(Players 1–4)

1. Distribute the hot dogs equally amongst the players.
2. Place the pegs letter-side down, mouth-side up in the middle of the group.
3. Take turns to choose a peg.
4. Say the word slowly, listening to the sounds. If the sound on the peg is the missing letter on the hot dog, peg it on to complete the word. If it is not, return it to the middle of the group.
5. The first player to match all hot dogs with a peg is the winner.


# Dog Bites


















# **Dog Bites**

Literacy Games – Book 2  
© 2015 Blake Education



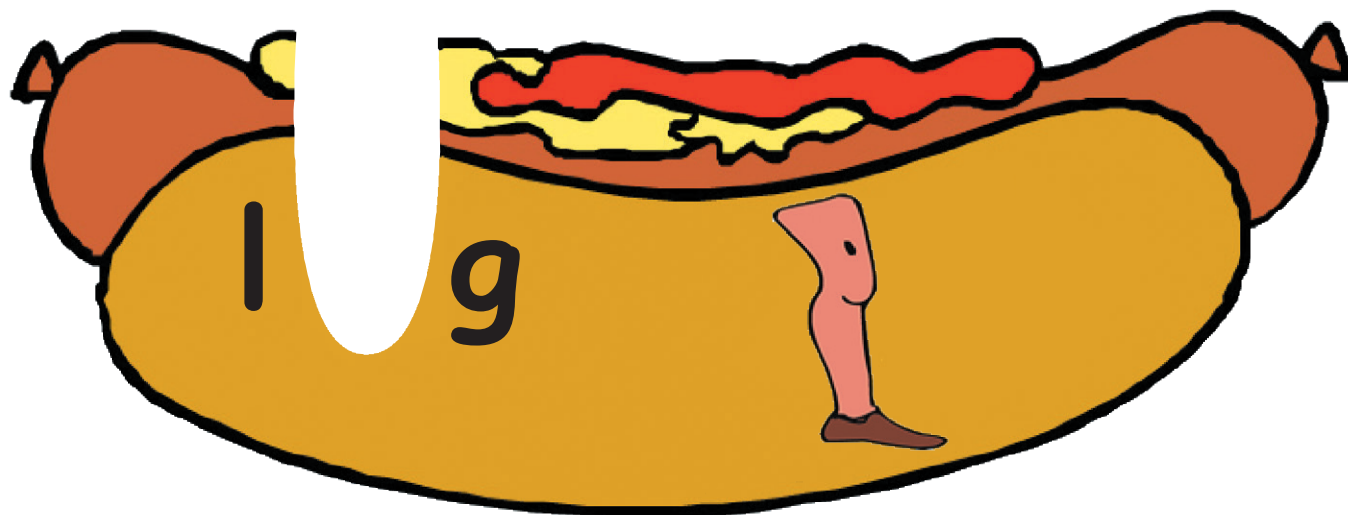
# **Dog Bites**

Literacy Games – Book 2  
© 2015 Blake Education

# **Dog Bites**

Literacy Games – Book 2  
© 2015 Blake Education





# **Dog Bites**




Literacy Games – Book 2  
© 2015 Blake Education

# **Dog Bites**

Literacy Games – Book 2  
© 2015 Blake Education

# **Dog Bites**

Literacy Games – Book 2  
© 2015 Blake Education



# **Dog Bites**




Literacy Games – Book 2  
© 2015 Blake Education

# **Dog Bites**

Literacy Games – Book 2  
© 2015 Blake Education

# **Dog Bites**

Literacy Games – Book 2  
© 2015 Blake Education



# **Dog Bites**


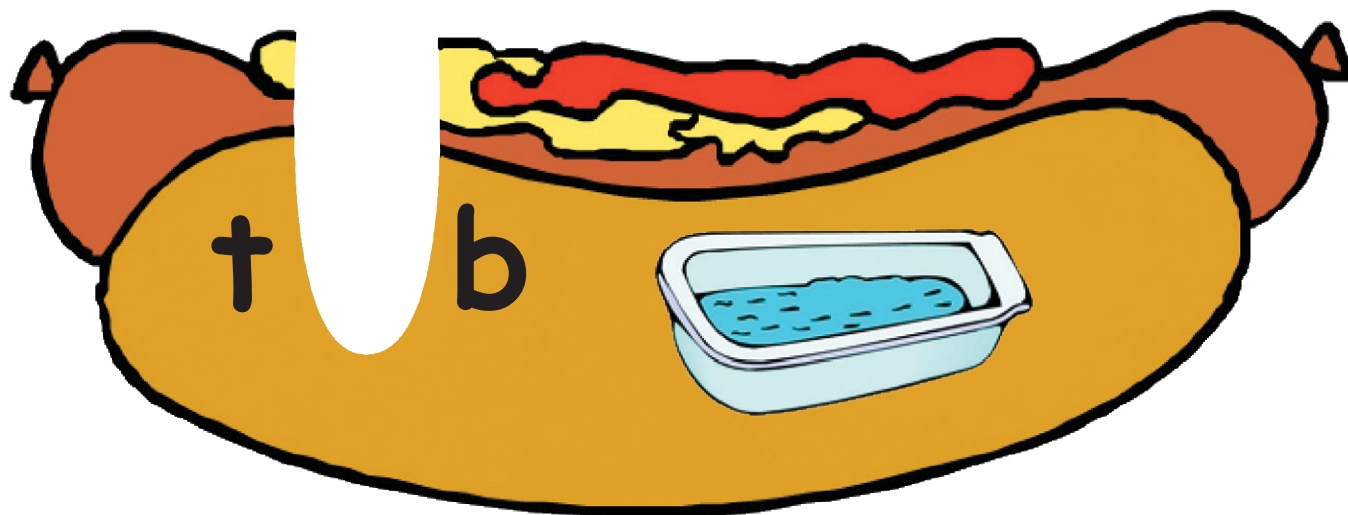
Literacy Games – Book 2  
© 2015 Blake Education

# **Dog Bites**

Literacy Games – Book 2  
© 2015 Blake Education

# **Dog Bites**

Literacy Games – Book 2  
© 2015 Blake Education



# **Dog Bites**

Literacy Games – Book 2  
© 2015 Blake Education

# **Dog Bites**

Literacy Games – Book 2  
© 2015 Blake Education

# **Dog Bites**









Literacy Games – Book 2  
© 2015 Blake Education



Name \_\_\_\_\_

Work  
? it ?  
Out!

Look at the pictures. Say each word slowly and complete the word by writing in the missing sound.

<p>h _ t</p> 	<p>p _ n</p> 	<p>l _ g</p> 
<p>p _ n</p> 	<p>z _ p</p> 	<p>c _ n</p> 
<p>b _ b</p> 	<p>t _ n</p> 	<p>m _ g</p> 