



Dino Dots




Dino Dots




Dino Dots

(Players 1–6)




1. Choose a dinosaur base board.
2. Place the dots face down in middle of the group.
3. Take turns to choose a dot and identify the initial sound of the picture on the back.
4. If the beginning sound of the picture on the dot matches a letter on your dinosaur base board then place it on top. If it is not a match return it to the middle of the group.
5. The first player to match all dots is the winner.




Dino Dots

Literacy Games – Book 1 © 2015 Blake Education




Dino Dots

Literacy Games – Book 1 © 2015 Blake Education




Dino Dots

Literacy Games – Book 1 © 2015 Blake Education



Dino Dots

Literacy Games – Book 1 © 2015 Blake Education




Dino Dots

Literacy Games – Book 1 © 2015 Blake Education









Name _____

Cut out the dots with the pictures and match the beginning sounds to letters to the dots on the dinosaur.

