




Covered in this Workbook:

- ✓ The consonants
l, r, y, w, h
- ✓ The consonant blend
wh
- ✓ Lesson 6 Revision
- ✓ Answers to all
worksheets



Lesson 6 Phonics Workbook

Teaching notes for parents



This book contains all of the worksheets for Lesson 6 from www.phonics.com.

There are three worksheets for each of the featured phonemes in the lesson. The activities are designed to reinforce and extend the knowledge that has been learned from the Lesson 6 Soundcards. The Soundcards are the first stage of each lesson. Your child should watch and listen to a single Soundcard slideshow for one phoneme before attempting the corresponding activity pages. The slideshow sounds out the phoneme (or sound) and includes examples of the sound's usage, such as:

1. At the beginning of the word (initial)
2. Within a word (medial)
3. At the end of a word (final).

The Handwriting activities are for writing practice of the phoneme on its own and within words. Forming these letters is an important part of the teaching process and should always be completed before moving on to the next phoneme in the lesson.

The Revision activities at the end of the book are written to include all of the Lesson 6 phonemes and should be completed successfully before moving on to Lesson 7.



Answers for every page are included at the back of the book. There are 7 downloadable workbooks — one for each of the lessons on www.phonics.com.



Initial sound 'l'

1

Help Lisa the leopard get to her cub!
Find the path by coloring the trees green if you hear an 'l' sound at the start of the picture name.





Initial sound 'l'


2

Complete the words.


Match each word to its picture by drawing a line.




__ isten



__ og



__ ight



__ ollipop



__ eft



__ izard



__ obster


l __ egs





Consonant sound 'l' as in 'left'

1 Circle the pictures with the 'l' sound.



shell



girl



bike



lamb



goat



lettuce



lollipop



bubble

2 Circle all the words with the 'l' sound.

Lee fell on the hill.

Last night the sailboat was lost.

Stella can spell 'puzzle' with a smile.



Consonant sound 'l' as in 'left'

3 Draw a line to match the word with the picture.



leaf




table

pail


milk



love



4 Look at the picture. → Fill in the missing letter. → Write the word.



poo _



_ ist




s _ ug



Consonant sound 'l' as in 'left'

1 Trace the 'l' letters.



2 Print a row of 'l' letters.



3 Trace these words.


line

sail

milk

Lucy likes licking lollipops.


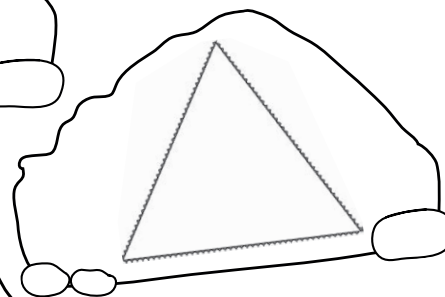


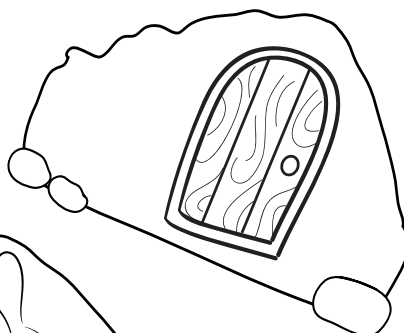

4 Print these words.





Initial sound 'r'

1 Help Ronny the rhino get to the river!
Find the path by coloring the rocks green if you hear an 'r' sound at the start of the picture name.





Initial sound 'r'

2

Complete the words.

Match each word to its picture by drawing a line.



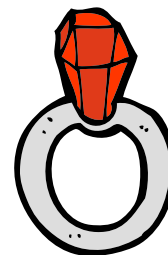
__ ace



__ ooster




r ainbow



__ ake



__ obot




__ ing

__ ibbon



__ uler





Consonant sound 'r' as in 'roar'


1 Circle the pictures with the 'r' sound.




water



cat




robot



right



north



crab



star



bag

2 Circle all the words with the 'r' sound.

Raj and Dora are friends.

Lord Green was sorry.

Rex got a reward when he scored.



Consonant sound 'r' as in 'roar'


3 Draw a line to match the word with the picture.



cord

carrot

troll



farm



lizard

4 Look at the picture. → Fill in the missing letter. → Write the word.



__ ose

Handwriting lines for the word 'rose'.



p __ ize

Handwriting lines for the word 'prize'.



ca __

Handwriting lines for the word 'car'.



Consonant sound 'r' as in 'roar'

1 Trace the 'r' letters.

r r r r r r r r r r r

2 Print a row of 'r' letters.


3 Trace these words.

carrot north farm

Roy rode in his red truck.

4 Print these words.









Initial sound 'y'

1 Help Yosef the yak get back to his mountain village!
Find the path by coloring the yams brown if you hear a 'y' sound at the start of the picture name.





Initial sound 'y'

2

Complete the words.

Match each word to its picture by drawing a line.



__ oga

yellow



__ arn

__ acht



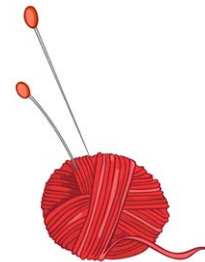
__ ogurt

__ ear



__ ell

__ es





Consonant sound 'y' as in 'yes'

1 Circle the pictures with the 'y' sound.



yak



onion



yellow



yam



pot



yee-haw



yacht



girl

2 Circle all the words with the 'y' sound.

Yazmin yells at her little brother.

Your dog yanks on the leash.

Yani said 'Yikes!' when he saw a spider.



Consonant sound 'y' as in 'yes'


3 Draw a line to match the word with the picture.



yo-yo



yoga



yogurt




kayak




backyard

4 Look at the picture. → Fill in the missing letter. → Write the word.



__ arn



__ olk



__ awn



Consonant sound 'y' as in 'yes'

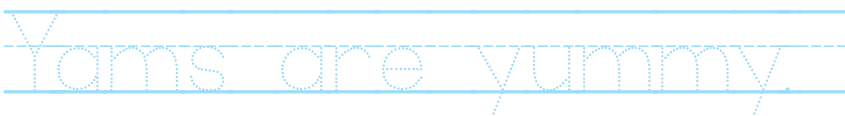
1 Trace the 'y' letters.




2 Print a row of 'y' letters.



3 Trace these words.



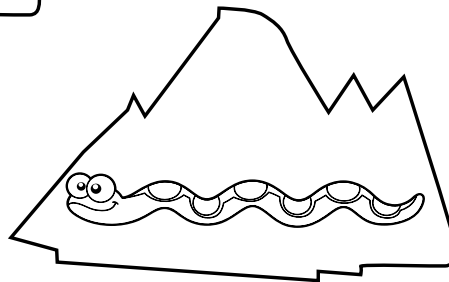




4 Print these words.





Initial sound 'w'

- 1 Help Walter the walrus get to the water!
Find the path by coloring the icebergs blue if you hear a 'w' sound at the start of the picture name.





Initial sound 'w'

2

Complete the words.


Match each word to its picture by drawing a line.



___ easel




Weather



___ izard



___ asp



___ all



___ orm



___ olf



___ atch



Consonant sound 'w' as in 'walk' and 'quick'


1 Circle the pictures with the 'w' sound.



wasp




swim




cucumber



squirt



wave



sandwich



wolf



question

2 Circle all the words with the 'w' sound.

Wanda wants a sweet treat.

We swapped our quilts.

Will sweeps the floors with a wide broom.



Consonant sound 'w' as in 'walk' and 'quick'

3 Draw a line to match the word with the picture.

sweater

squirrel

wall

wink

walrus

4 Look at the picture. → Fill in the missing letter. → Write the word.



__ater



__ag



† __ins



Consonant sound 'w' as in 'walk' and 'quick'

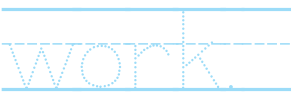
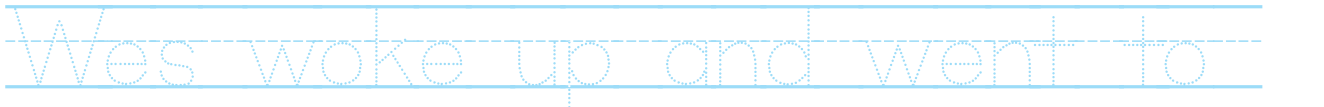
1 Trace the 'w' letters.




2 Print a row of 'w' letters.



3 Trace these words.



4 Print these words.











Initial sound 'h'

1

Help Hilary the hippo get to the waterhole!
Find the path by coloring the stones yellow if you hear a 'h' sound at the start of the picture name.





Initial sound 'h'

2

Complete the words.

Match each word to its picture by drawing a line.



__ammer

__orns

__elmet

hive

__op

__and

__owl

__ole





Consonant sound 'h' as in 'help'

1 Circle the pictures with the 'h' sound.



home



hand



head



ape




hide



howl



ball



hug

2 Circle all the words with the 'h' sound.

Hank wanted to help his mom.

'Ahoy,' Hal said. 'How are you?'

Hannah had a huge horse.



Consonant sound 'h' as in 'help'

3 Draw a line to match the word with the picture.




hut



horns

superhero

hill



hole


4 Look at the picture. → Fill in the missing letter. → Write the word.



__ammer



__elmet

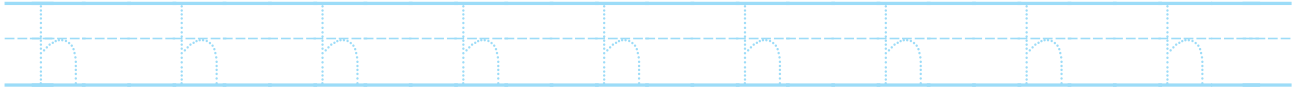


__en



Consonant sound 'h' as in 'help'


1 Trace the 'h' letters.



2 Print a row of 'h' letters.



3 Trace these words.



4 Print these words.







Initial sound 'wh'



Help William the whale get to his pod!
Find the path by coloring the kelp green if you hear a 'wh' sound at the start of the picture name.






Initial sound 'wh'

2

Complete the words.

Match each word to its picture by drawing a line.





___ _ arf

___ _ isk



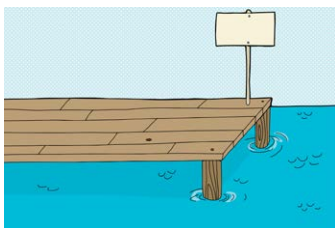
___ _ isper

w h ite




___ _ irlpool

___ _ iskers



___ _ eel

___ _ inny





Consonant sound 'wh' as in 'whistle'

1 Circle the pictures with the 'wh' sound.



whip



whiskers



white



bell



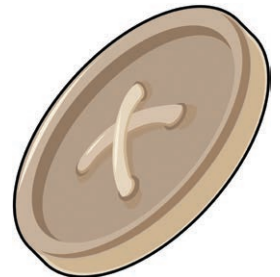
whisk



cage



whimper



button

2 Circle all the words with the 'wh' sound.

Wheat whips in the strong wind.

Whew! What a huge whale!


Whisper when you watch a movie.



Consonant sound 'wh' as in 'whistle'

3 Draw a line to match the word with the picture.

whitewash




whoops

whistle



whopper

wharf




4 Look at the picture. → Fill in the missing letters. → Write the word.



__ __ isper



__ __ eel



__ __ ale



Consonant sound 'wh' as in 'whistle'

1 Trace the 'wh' letters.

wh wh wh wh wh wh

2 Print a row of 'wh' letters.

3 Trace these words.

when why wharf

What did you whisper?

4 Print these words.










Consonants & consonant blends - l, r, y, w, h, wh

1



Trace the letters at the beginning of each row.

Color each picture whose name begins with that letter sound.



l



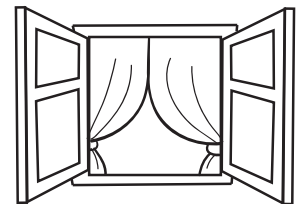

r




y





w



h



wh





Consonants & consonant blends - l, r, y, w, h, wh

2

Say the name of each picture.

Circle the letter that makes its beginning sound.

l or r



l or r



l or r



l or r



l or r



l or r



l or r



l or r



l or r

y or w



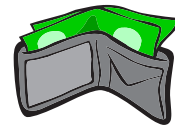
y or w



y or w



y or w




y or w



y or w



y or w



y or w



y or w

wh or h



wh or h



wh or h



wh or h



wh or h



wh or h



wh or h



wh or h



wh or h




Consonants & consonant blends - l, r, y, w, h, wh

3

Write w, l or r on each line to complete the name of the picture.



__itch



__og



__ocket




__ock



__ave



__ettuce



__all



__ainbow




__ope

4

Write y, wh or h on each line to complete the name of the picture.



__and



__olk



__ __ ip



__ell



__ouse



__ __ ite



__ __ isper



__oga



__eart



Consonants & consonant blends - l, r, y, w, h, wh

5 Write w, l or r on each line to complete the name of the picture.



re__ard



bal__oon



ar__ow



sa__ad



car__ot



a__ard



ze__o



me__on

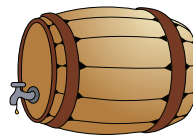


sai__or

6 Write l or r on each line to complete the name of the picture.



boxe__



barre__



pick__e



shel__



dolla__



came__



bow__



gir__



bea__



Answers

Lesson 5 www.Phonics.com

Initial sound 'l'

1 Help Lisa the leopard get to her cub! Find the path by coloring the trees green if you hear an 'l' sound at the start of the picture name.

© Blake Education 2015 www.phonics.com

Lesson 5 www.Phonics.com

Initial sound 'l'

2 Complete the words. Match each word to its picture by drawing a line.

© Blake Education 2015 www.phonics.com

Lesson 5 www.Phonics.com

Consonant sound 'l' as in 'left'

1 Circle the pictures with the 'l' sound.

shell girl bike lamb
goat lettuce lollipop bubble

2 Circle all the words with the 'l' sound.

Lee fell on the hill.
Last night the sailboat was lost.
Stella can spell puzzle with a smile.

© Blake Education 2015 www.phonics.com

Lesson 5 www.Phonics.com

Consonant sound 'l' as in 'left'

3 Draw a line to match the word with the picture.

table leaf pail milk
love

4 Look at the picture. Fill in the missing letter. Write the word.

pool pool
list list
slug slug

© Blake Education 2015 www.phonics.com

Lesson 5 www.Phonics.com

Consonant sound 'l' as in 'left'

1 Trace the 'l' letters.

2 Print a row of 'l' letters.

3 Trace these words.

line sail milk
Lucy likes licking lollipops.

4 Print these words.

leaf girl lamb

© Blake Education 2015 www.phonics.com

Lesson 5 www.Phonics.com

Initial sound 'r'

1 Help Ronny the rhino get to the river! Find the path by coloring the rocks green if you hear an 'r' sound at the start of the picture name.

© Blake Education 2015 www.phonics.com

Lesson 5 www.Phonics.com

Initial sound 'r'

2 Complete the words. Match each word to its picture by drawing a line.

race rooster rainbow lake robot ring ribbon ruler

© Blake Education 2015 www.phonics.com

Lesson 5 www.Phonics.com

Consonant sound 'r' as in 'roar'

1 Circle the pictures with the 'r' sound.

water cat robot right
north crab star bag

2 Circle all the words with the 'r' sound.

Raj and Doran are friends.
Lord Green was sorry.
Rex got a reward when he scored.

© Blake Education 2015 www.phonics.com

Lesson 5 www.Phonics.com

Consonant sound 'r' as in 'roar'

3 Draw a line to match the word with the picture.

carrot farm lizard cord troll

4 Look at the picture. Fill in the missing letter. Write the word.

rose rose
prize prize
car car

© Blake Education 2015 www.phonics.com



Answers

Lesson 6 www.Phonics.com

Consonant sound 'r' as in 'roar'

- Trace the 'r' letters.
- Print a row of 'r' letters.
- Trace these words.
carrot north farm
Roy rode in his red truck.
- Print these words.
star robot prize

© Blake Education 2015 www.phonics.com

Lesson 6 www.Phonics.com

Initial sound 'y'

- Help Yosef the yak get back to his mountain village! Find the path by coloring the yams brown if you hear a 'y' sound at the start of the picture name.

© Blake Education 2015 www.phonics.com

Lesson 6 www.Phonics.com

Initial sound 'y'

- Complete the words. Match each word to its picture by drawing a line.

oga, ellow, arn, acht, ogurt, ear, ell, es

© Blake Education 2015 www.phonics.com

Lesson 6 www.Phonics.com

Consonant sound 'y' as in 'yes'

- Circle the pictures with the 'y' sound.
yak, onion, yellow, yam, pot, yee-haw, yacht, girl
- Circle all the words with the 'y' sound.
Yazmin yells at her little brother.
Your dog yanks on the leash.
Yan said 'Yikes!' when he saw a spider.

© Blake Education 2015 www.phonics.com

Lesson 6 www.Phonics.com

Consonant sound 'y' as in 'yes'

- Draw a line to match the word with the picture.
yoga, yo-yo, yogurt, kayak, backyard
- Look at the picture. Fill in the missing letter. Write the word.
yarn, yolk, yawn

© Blake Education 2015 www.phonics.com

Lesson 6 www.Phonics.com

Consonant sound 'y' as in 'yes'

- Trace the 'y' letters.
- Print a row of 'y' letters.
- Trace these words.
yawn, yes, yellow
Yams are yummy.
- Print these words.
yarn, yak, yogurt

© Blake Education 2015 www.phonics.com

Lesson 6 www.Phonics.com

Initial sound 'w'

- Help Walter the walrus get to the water! Find the path by coloring the icebergs blue if you hear a 'w' sound at the start of the picture name.

© Blake Education 2015 www.phonics.com

Lesson 6 www.Phonics.com

Initial sound 'w'

- Complete the words. Match each word to its picture by drawing a line.
weasel, weather, wizard, wasp, wall, worm, wolf, watch

© Blake Education 2015 www.phonics.com

Lesson 6 www.Phonics.com

Consonant sound 'w' as in 'walk' and 'quick'

- Circle the pictures with the 'w' sound.
wasp, swim, cucumber, squirt, wave, sandwich, wolf, question
- Circle all the words with the 'w' sound.
Wanda wants a sweet treat.
We swapped our quilts.
Will sweeps the floors with a wide broom.

© Blake Education 2015 www.phonics.com



Answers

Lesson 6 www.Phonics.com

Consonant sound 'w' as in 'walk' and 'quick'

3 Draw a line to match the word with the picture.

sweater squirrel wall walrus wink

4 Look at the picture. Fill in the missing letter. Write the word.

water water

wag wag

twins twins

© Blake Education 2015 www.phonics.com

Lesson 6 www.Phonics.com

Consonant sound 'w' as in 'walk' and 'quick'

1 Trace the 'w' letters.

2 Print a row of 'w' letters.

3 Trace these words.

water worm sweater

Wes woke up and went to work.

4 Print these words.

wink wolf wall

© Blake Education 2015 www.phonics.com

Lesson 6 www.Phonics.com

Initial sound 'h'

1 Help Hilary the hippo get to the waterhole! Find the path by coloring the stones yellow if you hear a 'h' sound at the start of the picture name.

© Blake Education 2015 www.phonics.com

Lesson 6 www.Phonics.com

Initial sound 'h'

2 Complete the words. Match each word to its picture by drawing a line.

hammer horns helmet hive hop hand owl hole

© Blake Education 2015 www.phonics.com

Lesson 6 www.Phonics.com

Consonant sound 'h' as in 'help'

1 Circle the pictures with the 'h' sound.

home hand head ape hide howl ball hug

2 Circle all the words with the 'h' sound.

Hank wanted to help his mom.
 Ahoy, Hal said, How are you?
 Hannah had a huge horse.

© Blake Education 2015 www.phonics.com

Lesson 6 www.Phonics.com

Consonant sound 'h' as in 'help'

3 Draw a line to match the word with the picture.

hut horns superhero hill hole

4 Look at the picture. Fill in the missing letter. Write the word.

hammer hammer

helmet helmet

hen hen

© Blake Education 2015 www.phonics.com

Lesson 6 www.Phonics.com

Consonant sound 'h' as in 'help'

1 Trace the 'h' letters.

2 Print a row of 'h' letters.

3 Trace these words.

hut head help

The hero stopped a heavy train.

4 Print these words.

home hill hand

© Blake Education 2015 www.phonics.com

Lesson 6 www.Phonics.com

Initial sound 'wh'

1 Help William the whale get to his pod! Find the path by coloring the kelp green if you hear a 'wh' sound at the start of the picture name.

© Blake Education 2015 www.phonics.com

Lesson 6 www.Phonics.com

Initial sound 'wh'

2 Complete the words. Match each word to its picture by drawing a line.

wharf whisk whisper white whirlpool whiskers wheel wheelbarrow

© Blake Education 2015 www.phonics.com



Answers

Lesson 5 - Revision
www.Phonics.com

Consonant sound 'wh' as in 'whistle'

1 Circle the pictures with the 'wh' sound.

whip whiskers white bell
whisk cage whimper button

2 Circle all the words with the 'wh' sound.

Wheat whips in the strong wind.
Whew! What a huge whale!
Whisper when you watch a movie.

© Blake Education 2015 www.phonics.com

Lesson 5 - Revision
www.Phonics.com

Consonant sound 'wh' as in 'whistle'

3 Draw a line to match the word with the picture.

whitewash whoops
whistle whopper
wharf

4 Look at the picture. Fill in the missing letters. Write the word.

whisper whisper
wheel wheel
whale whale

© Blake Education 2015 www.phonics.com

Lesson 5 - Revision
www.Phonics.com

Consonant sound 'wh' as in 'whistle'

1 Trace the 'wh' letters.

wh wh wh wh wh wh

2 Print a row of 'wh' letters.

wh wh wh wh wh wh

3 Trace these words.

when why wharf
What did you whisper?

4 Print these words.

wheel whip whiskers

© Blake Education 2015 www.phonics.com

Lesson 6 - Revision
www.Phonics.com

Consonants & consonant blends - l, r, y, w, h, wh

1 Trace the letters at the beginning of each row. Color each picture whose name begins with that letter sound.

l r y w h wh

© Blake Education 2015 www.phonics.com

Lesson 6 - Revision
www.Phonics.com

Consonants & consonant blends - l, r, y, w, h, wh

2 Say the name of each picture. Circle the letter that makes its beginning sound.

l or r y or w wh or h

© Blake Education 2015 www.phonics.com

Lesson 6 - Revision
www.Phonics.com

Consonants & consonant blends - l, r, y, w, h, wh

3 Write w, l or r on each line to complete the name of the picture.

l_itch l_og r_ocket
l_ock l_ave l_ettuce
w_all r_ainbow r_ope

4 Write y, wh or h on each line to complete the name of the picture.

h_and y_olk w_hip
y_ell h_ouse w_hite
w_hisper y_oga h_ear

© Blake Education 2015 www.phonics.com

Lesson 6 - Revision
www.Phonics.com

Consonants & consonant blends - l, r, y, w, h, wh

5 Write w, l or r on each line to complete the name of the picture.

re_ward bal_loon ar_row
sa_lad car_tot a_ward
ze_lo me_lon sai_or

6 Write l or r on each line to complete the name of the picture.

boxe_l barre_l pick_le
shel_l dolla_r came_l
bow_l gir_l bea_l

© Blake Education 2015 www.phonics.com