





### Covered in this Workbook:

- ✓ The long vowels  
a, e, i, o, u
- ✓ Lesson 4 Revision
- ✓ Answers to all  
worksheets



# Lesson 4 Phonics Workbook

# Teaching notes for parents



This book contains all of the worksheets for Lesson 4 from [www.phonics.com](http://www.phonics.com).

There are three worksheets for each of the featured phonemes in the lesson. The activities are designed to reinforce and extend the knowledge that has been learned from the Lesson 4 Soundcards. The Soundcards are the first stage of each lesson. Your child should watch and listen to a single Soundcard slideshow for one phoneme before attempting the corresponding activity pages. The slideshow sounds out the phoneme (or sound) and includes examples of the sound's usage, such as:

1. At the beginning of the word (initial)
2. Within a word (medial)
3. At the end of a word (final).

The Handwriting activities are for writing practice of the phoneme on its own and within words. Forming these letters is an important part of the teaching process and should always be completed before moving on to the next phoneme in the lesson.


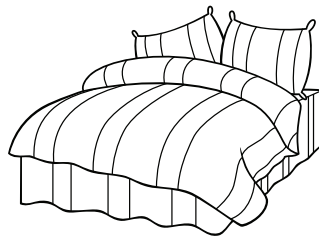

The Revision activities at the end of the book are written to include all of the Lesson 4 phonemes and should be completed successfully before moving on to Lesson 5.

Answers for every page are included at the back of the book. There are 7 downloadable workbooks — one for each of the lessons on [www.phonics.com](http://www.phonics.com).





# Long vowel sound 'a'

- 1 Say the names of the pictures below.  
Listen for the 'a' sound as in 'ate'.  
Color the pictures that have the long 'a' sound.



'a' as in ape





## Long vowel sound 'a'

2

Circle the words that rhyme with the picture.

pail

sail oil **hail** bowl sale slide

skate



pink late wait read date food


ray




you bay say hug way hey

3

Say each word. Trace over the letters and write the long vowel 'a' to complete the words.



tail



shapes



aim



rain



face



gate





# Long vowel sound 'a' as in 'bake' and 'rain'

1 Circle the pictures with the 'a' sound.



sail



wheel



jail



train



pail



ape



chest



socks

2 Circle all the words with the 'a' sound.

Clay ate the grapes today.

We got take-out food for the train.

When Fay wakes up, she will play.



# Long vowel sound 'a' as in 'bake' and 'rain'

3 Draw a line to match the word with the picture.

mail

whale

eight

8

wave

rake

4 Look at the picture. → Fill in the missing letter. → Write the word.



r \_ in

\_\_\_\_\_

-----

\_\_\_\_\_



sn \_ ke

\_\_\_\_\_

-----

\_\_\_\_\_



g \_ t e

\_\_\_\_\_

-----

\_\_\_\_\_



# Long vowel sound 'a' as in 'bake' and 'rain'

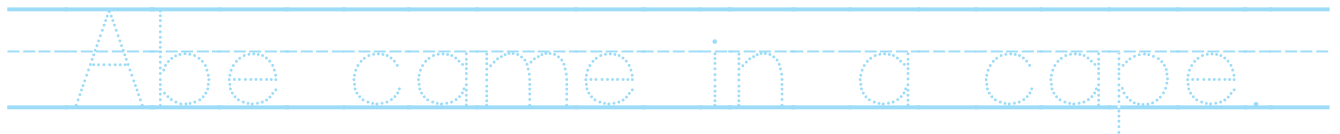
1 Trace the 'a' letters.



2 Print a row of 'a' letters.



3 Trace these words.



4 Print these words.






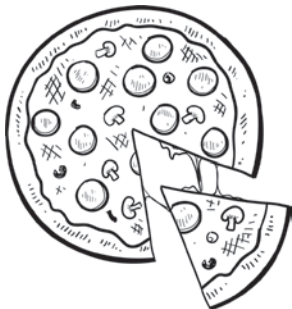
# Long vowel sound 'e'

1


Say the names of the pictures below.

Listen for the 'e' sound as in 'eat'.

Color the pictures that have the long 'e' sound.



'e' as in weed





# Long vowel sound 'e'

2

Circle the words that rhyme with the picture.

eel




meal side **feel** corn kneel music

bean



grow green seen feed mean lean

feet



goat beat heat help joke wheat

3

Say each word. Trace over the letters and write the long vowel 'e' to complete the words.



l \_ a f




s t e p



w h e t



s a t



ch e s e



t r e



# Long vowel sound 'e'

as in 'real', 'feel' and 'silly'

1 Circle the pictures with the 'e' sound.



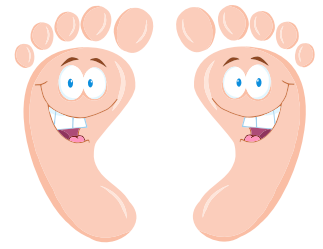
seal



wheel



seat



feet



sleep



train



chest



dog

2 Circle all the words with the 'e' sound.

She eats a meal at the table.

Please sneeze here, not near the meat!

We are happy when we feel the heat on our feet.





# Long vowel sound 'e'

as in 'real', 'feel' and 'silly'

3 Draw a line to match the word with the picture.

weasel

leaf

meat

east

weasel

4 Look at the picture. → Fill in the missing letter. → Write the word.




\_\_ ar

\_\_\_\_\_

-----

\_\_\_\_\_



ch \_\_ ese

\_\_\_\_\_

-----

\_\_\_\_\_



pl \_\_ ase

\_\_\_\_\_

-----

\_\_\_\_\_



# Long vowel sound 'e'

as in 'real', 'feel' and 'silly'

1 Trace the 'e' letters.




2 Print a row of 'e' letters.



3 Trace these words.



4 Print these words.






# Long vowel sound 'i'

1


Say the names of the pictures below.

Listen for the 'i' sound as in 'ice'.


Color the pictures that have the long 'i' sound.



?



'i' as in idea





# Long vowel sound 'i'

2

Circle the words that rhyme with the picture.

hide



side like **wide** rock tide hail

light



night next west white cap might


pie



try truck why my May high

3

Say each word. Trace over the letters and write the long vowel 'i' to complete the words.




fl \_\_\_\_\_



ce cream




cr \_\_\_\_\_



r de \_\_\_\_\_



cl mb \_\_\_\_\_




b te \_\_\_\_\_



# Long vowel sound 'i' as in 'hide', 'my' and 'right'

1 Circle the pictures with the 'i' sound.




bite



plant



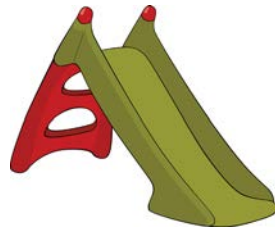
cry




kite



cake



slide



light



sign

2 Circle all the words with the 'i' sound.

Isla is polite to Mike.

The knight hides out of sight.

Why can't pigs try to fly?



# Long vowel sound 'i' as in 'hide', 'my' and 'right'

3 Draw a line to match the word with the picture.

fly

white

pie

island

ride

4 Look at the picture. → Fill in the missing letter. → Write the word.



b \_ ke

\_\_\_\_\_

-----

\_\_\_\_\_



\_ ce cream

\_\_\_\_\_

-----

\_\_\_\_\_



p \_ lot

\_\_\_\_\_

-----

\_\_\_\_\_





# Long vowel sound 'i' as in 'hide', 'my' and 'right'


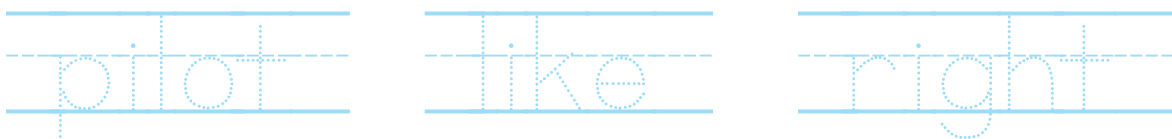
1 Trace the 'i' letters.






2 Print a row of 'i' letters.



3 Trace these words.



4 Print these words.








# Long vowel sound 'o'

1



Say the names of the pictures below.

Listen for the 'o' sound as in 'go'.

Color the pictures that have the long 'o' sound.



'o' as in bow





## Long vowel sound 'o'

2

Circle the words that rhyme with the picture.

snow

show purple **mow** snap flow grow

boat



grass goat foot vent vote float

smoke



joke mock soak clock choke awoke

3

Say each word. Trace over the letters and write the long vowel 'o' to complete the words.



ph ne



h me



c at



t e



rainb w



cr w



# Long vowel sound 'o' as in 'low', 'open' and 'float'

1 Circle the pictures with the 'o' sound.



coach




boat



witch



mow



kite



sing



arrow



goat

2 Circle all the words with the 'o' sound.

Mo's **soap** glows in the dark.

Joe throws the ball down the slope.

Go faster so we catch the boat!



# Long vowel sound 'o' as in 'low', 'open' and 'float'

3 Draw a line to match the word with the picture.

pillow

toe

soap

bow

snowman

4 Look at the picture. → Fill in the missing letter. → Write the word.



ph \_ t \_

\_\_\_\_\_

-----

\_\_\_\_\_



h \_ me

\_\_\_\_\_

-----

\_\_\_\_\_



y \_ - y \_

\_\_\_\_\_

-----

\_\_\_\_\_



# Long vowel sound 'o' as in 'low', 'open' and 'float'

1 Trace the 'o' letters.



2 Print a row of 'o' letters.



3 Trace these words.



Go slowly if your toe hurts.

4 Print these words.

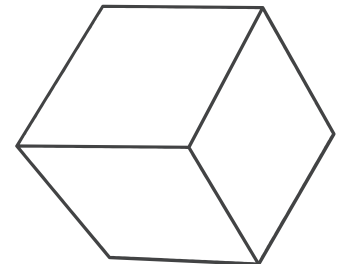
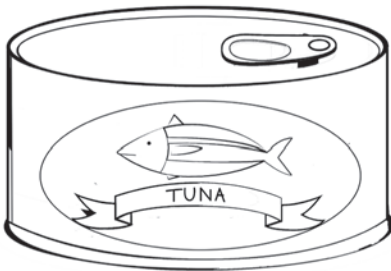

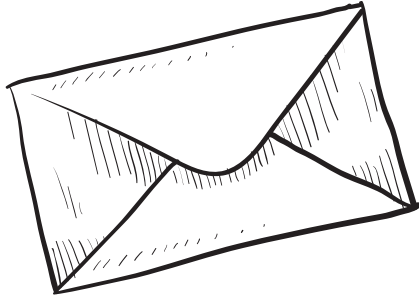







# Long vowel sound 'u'

- 1 Say the names of the pictures below.  
Listen for the 'u' sound as in 'unicorn'.  
Color the pictures that have the long 'u' sound.



long 'u' as in blue





# Long vowel sound 'u'

2

Circle the words that rhyme with the picture.

flute



cute

cat

chute chart mute time

mule



rule

yule

yak

cruel

crawl

car

glue



six

true

yellow blue

flu

goat

3

Say each word. Trace over the letters and write the long vowel 'u' to complete the words.



nicorn



nicycle



cte



vac um



niform



cr ise



# Long vowel sound 'u' as in 'cute'


1 Circle the pictures with the 'u' sound.



parachute



fuel



bugle




cat



plane



bear



ruler



uniform

2 Circle all the words with the 'u' sound.

He uses an ice cube to cool down.

Sue plays a blue flute.

Hugh filled his car with fuel.



# Long vowel sound 'u' as in 'cute'

3 Draw a line to match the word with the picture.

juice

unicorn

suit

unicycle

cucumber

4 Look at the picture. → Fill in the missing letter. → Write the word.



m \_ sic

\_\_\_\_\_

-----

\_\_\_\_\_

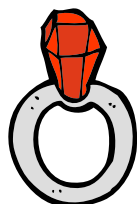


t \_ be

\_\_\_\_\_

-----

\_\_\_\_\_



r \_ by

\_\_\_\_\_

-----

\_\_\_\_\_



# Long vowel sound 'u' as in 'cute'

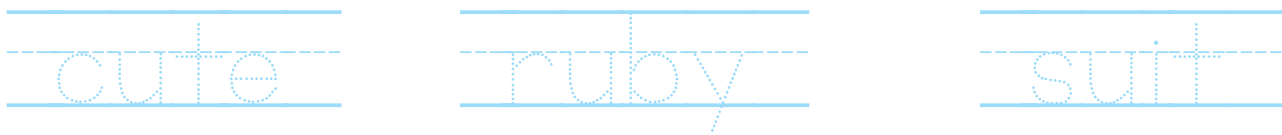
1 Trace the 'u' letters.



2 Print a row of 'u' letters.





3 Trace these words.



Use a ruler to draw a cube.

4 Print these words.





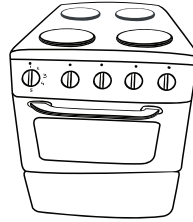
# Long vowels - a, e, i, o, u

1


Trace the letters at the beginning of each row.

Color each picture whose name contains a long vowel sound.


a




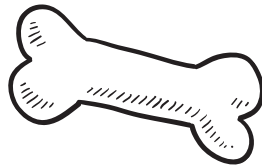
e





i



o



u







# Long vowels - a, e, i, o, u

2

Say the name of each picture.

Circle the letter that makes the middle sound.

a or e



a or e



a or e



a or e




a or e



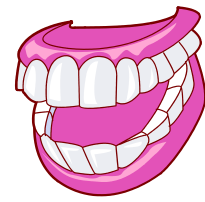
a or e



a or e



a or e




a or e

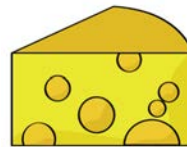
e or i



e or i




e or i



e or i



e or i



e or i



e or i



e or i



e or i



# Long vowels - a, e, i, o, u

3

Say the name of each picture.

Circle the letter that makes the middle sound.

i or o



i or o




i or o



i or o



i or o



i or o



i or o



i or o




i or o

o or u



o or u



o or u



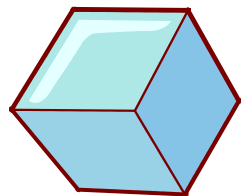
o or u



o or u



o or u



o or u



o or u



o or u



# Long vowels - a, e, i, o, u

4

Circle the words that rhyme with the picture.

ape



tape

shape

ship

nape

gape

seat



beat

treat

met

sheet

street

mime



chime

crime

slime

slim

dime

stone



bone

moan

phone

foam

tone

flute



chute

cute

mute

loot

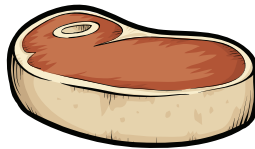
mule

5

Say each word. Trace over the letters and write the correct long vowels to complete the words.



m i l



m a t



p e



h o m e



r u l e r



l e a f





# Answers

Lesson 4 www.Phonics.com

Long vowel sound 'a'

1 Say the names of the pictures below. Listen for the 'a' sound as in 'ate'. Color the pictures that have the long 'a' sound.

'a' as in ape

© Blake Education 2015 www.phonics.com

Lesson 4 www.Phonics.com

Long vowel sound 'a'

2 Circle the words that rhyme with the picture.

leaf: sail, oil, hail, bowl, sale, slide  
 lady: pink, late, wait, read, date, food  
 day: you, bay, say, hug, way, hey

3 Say each word. Trace over the letters and write the long vowel 'a' to complete the words.

tail, shapes, aim, rain, face, gate

© Blake Education 2015 www.phonics.com

Lesson 4 www.Phonics.com

Long vowel sound 'a' as in 'bake' and 'train'

1 Circle the pictures with the 'a' sound.

2 Circle all the words with the 'a' sound.

Clay ate the grapes today.  
 We got fake out food for the train.  
 When Fay wakes up, she will play.

© Blake Education 2015 www.phonics.com

Lesson 4 www.Phonics.com

Long vowel sound 'a' as in 'bake' and 'train'

5 Draw a line to match the word with the picture.

6 Look at the picture. Fill in the missing letter. Write the word.

rain: \_rain\_  
 snake: \_snake\_  
 gate: \_gate\_

© Blake Education 2015 www.phonics.com

Lesson 4 www.Phonics.com

Long vowel sound 'a' as in 'bake' and 'train'

1 Trace the 'a' letters.

2 Print a row of 'a' letters.

3 Trace these words.

whale, rain, late  
 Abe came in a cape.

4 Print these words.

ape, train, rake

© Blake Education 2015 www.phonics.com

Lesson 4 www.Phonics.com

Long vowel sound 'e'

1 Say the names of the pictures below. Listen for the 'e' sound as in 'eat'. Color the pictures that have the long 'e' sound.

'e' as in weed

© Blake Education 2015 www.phonics.com

Lesson 4 www.Phonics.com

Long vowel sound 'e'

2 Circle the words that rhyme with the picture.

leaf: meal, side, feel, corn, kneel, music  
 grow: green, seen, feed, mean, lean  
 goat: beat, heat, help, joke, wheat

3 Say each word. Trace over the letters and write the long vowel 'e' to complete the words.

leaf, sleep, wheel, seat, cheese, tree

© Blake Education 2015 www.phonics.com

Lesson 4 www.Phonics.com

Long vowel sound 'e' as in 'real', 'feel', and 'silly'

1 Circle the pictures with the 'e' sound.

2 Circle all the words with the 'e' sound.

She eats a meal at the table.  
 Please sneeze here, not near the meat.  
 We are happy when we feel the heat on our feet.

© Blake Education 2015 www.phonics.com

Lesson 4 www.Phonics.com

Long vowel sound 'e' as in 'real', 'feel', and 'silly'

3 Draw a line to match the word with the picture.

4 Look at the picture. Fill in the missing letter. Write the word.

ear: \_ear\_  
 cheese: \_cheese\_  
 please: \_please\_

© Blake Education 2015 www.phonics.com



# Answers

Lesson 4 www.Phonics.com

Long vowel sound 'e' as in 'read', 'feet' and 'silly'

- Trace the 'e' letters.  
e e e e e e e e
- Print a row of 'e' letters.  
e e e e e e e e
- Trace these words.  
wheel east happy  
Willie sees a sheep.
- Print these words.  
feet leaf seal

© Blake Education 2015 www.phonics.com

Lesson 4 www.Phonics.com

Long vowel sound 'i' as in 'idea'

- Say the names of the pictures below. Listen for the 'i' sound as in 'ice'. Color the pictures that have the long 'i' sound.

'i' as in idea

© Blake Education 2015 www.phonics.com

Lesson 4 www.Phonics.com

Long vowel sound 'i' as in 'ice'

- Circle the words that rhyme with the picture.  
  
side like wide rock tide hail  
  
night next west white cap might  
  
try truck why my May high
- Say each word. Trace over the letters and write the long vowel 'i' to complete the words.  
 fly ice cream cry  
 ride climb bite

© Blake Education 2015 www.phonics.com

Lesson 4 www.Phonics.com

Long vowel sound 'i' as in 'hide', 'my' and 'right'

- Circle the pictures with the 'i' sound.  
 bite plant cry kite  
 cake slide light sign
- Circle all the words with the 'i' sound.  
 Isla is polite to Mike.  
 The knight hides out of sight.  
 Why can't pigs try to fly?

© Blake Education 2015 www.phonics.com

Lesson 4 www.Phonics.com

Long vowel sound 'i' as in 'hide', 'my' and 'right'

- Draw a line to match the word with the picture.  
 fly white  
 pie fly pie  
 island fly pie  
 fly pie pie  
 ride
- Look at the picture. Fill in the missing letter. Write the word.  
 bike     bike  
 ice cream     ice cream  
 pilot     pilot

© Blake Education 2015 www.phonics.com

Lesson 4 www.Phonics.com

Long vowel sound 'i' as in 'hide', 'my' and 'right'

- Trace the 'i' letters.  
i i i i i i i i
- Print a row of 'i' letters.  
i i i i i i i i
- Trace these words.  
pilot like right  
I climbed up the slide.
- Print these words.  
fly light kite

© Blake Education 2015 www.phonics.com

Lesson 4 www.Phonics.com

Long vowel sound 'o' as in 'go'

- Say the names of the pictures below. Listen for the 'o' sound as in 'go'. Color the pictures that have the long 'o' sound.

'o' as in bow

© Blake Education 2015 www.phonics.com

Lesson 4 www.Phonics.com

Long vowel sound 'o' as in 'go'

- Circle the words that rhyme with the picture.  
 show purple mow snap flow grow  
 grass goat foot vent vote float  
 joke mock soak clock choke awake
- Say each word. Trace over the letters and write the long vowel 'o' to complete the words.  
 phone home coat  
 toe rainbow crow

© Blake Education 2015 www.phonics.com

Lesson 4 www.Phonics.com

Long vowel sound 'o' as in 'low', 'open' and 'float'

- Circle the pictures with the 'o' sound.  
 coach boat witch mow  
 kite sing arrow goat
- Circle all the words with the 'o' sound.  
 Mo's soap glows in the dark.  
 Joe throws the ball down the slope.  
 Go faster so we catch the boat!

© Blake Education 2015 www.phonics.com













# Answers





Lesson 4 - Answers www.Phonics.com

Long vowels - a, e, i, o, u





3 Say the name of each picture. Circle the letter that makes the middle sound.





**i or o**

     
 i or o i or o i or o i or o

     
 i or o i or o i or o i or o

**o or u**

     
 o or u o or u o or u o or u

     
 o or u o or u o or u o or u

© Blake Education 2015 www.phonics.com

Lesson 4 - Answers www.Phonics.com

Long vowels - a, e, i, o, u

4 Circle the words that rhyme with the picture.

 **tape** shape ship **nape** **gape**  
 **beat** treat met **sheet** **street**  
 **chime** crime slime slim **dime**  
 **bone** moan phone foam **tone**  
 **chute** cute mute **loot** mule

5 Say each word. Trace over the letters and write the correct long vowels to complete the words.

    
 mail meat pie  
    
 home ruler leaf

© Blake Education 2015 www.phonics.com