




Covered in this Workbook:

- ✓ The consonants
k, g, f, v, s
- ✓ The consonant blend
ng
- ✓ Lesson 3 Revision
- ✓ Answers to all
worksheets

Lesson 3 Phonics Workbook

Teaching notes for parents



This book contains all of the worksheets for Lesson 3 from www.phonics.com.

There are three worksheets for each of the featured phonemes in the lesson. The activities are designed to reinforce and extend the knowledge that has been learned from the Lesson 3 Soundcards. The Soundcards are the first stage of each lesson. Your child should watch and listen to a single Soundcard slideshow for one phoneme before attempting the corresponding activity pages. The slideshow sounds out the phoneme (or sound) and includes examples of the sound's usage, such as:

1. At the beginning of the word (initial)
2. Within a word (medial)
3. At the end of a word (final).

The Handwriting activities are for writing practice of the phoneme on its own and within words. Forming these letters is an important part of the teaching process and should always be completed before moving on to the next phoneme in the lesson.

The Revision activities at the end of the book are written to include all of the Lesson 3 phonemes and should be completed successfully before moving on to Lesson 4.

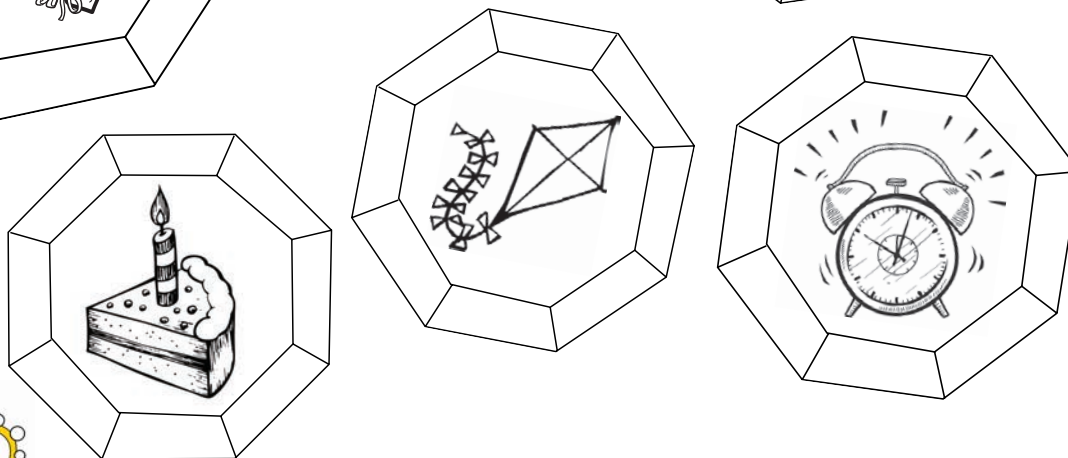
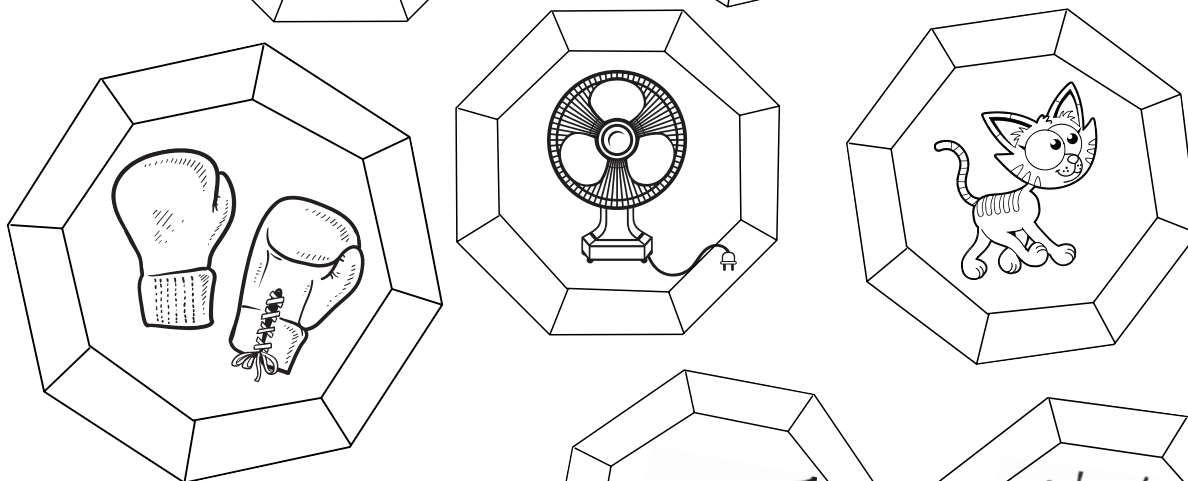

Answers for every page are included at the back of the book. There are 7 downloadable workbooks — one for each of the lessons on www.phonics.com.



Initial sound 'k'

1

Help King Kenny reach his crown!
Find the way by coloring the jewels bright colors if you hear a 'k' sound at the start of the picture name.





Initial sound 'k'

2

Complete the words.

Match each word to its picture by drawing a line.



__ rayons

__ ar



kitten


__ ayak



__ lown



__ rab



__ ey

__ ape





Consonant sound 'k' as in 'kick', 'cat' and 'taxi'


1 Circle the pictures with the 'k' sound.



camel



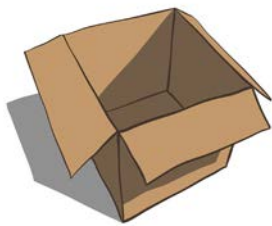
cat



robot



raccoon



box



cake



kid



clown

2 Circle all the words with the 'k' sound.

Carl kicked the soccer ball.

King Jack likes to bake.

Keira came to the mosque.



Consonant sound 'k' as in 'kick', 'cat' and 'taxi'

3 Draw a line to match the word with the picture.

queen

sack

car

kiss

candle

4 Look at the picture. → Fill in the missing letter. → Write the word.

mas _

qui _ _

_astle



Consonant sound 'k' as in 'kick', 'cat' and 'taxi'

1 Trace the 'k' letters.



2 Print a row of 'k' letters.



3 Trace these words.



4 Print these words.






Initial sound 'g'

1

Help Gertie the goat reach the field!
Find the path by coloring the grass green if you hear a 'g' sound at the start of the picture name.





Initial sound 'g'

2

Complete the words.

Match each word to its picture by drawing a line.



__ oldfish




g__ arden




__ own

__ rapes



__ oal

__ lasses



__ rass



__ irl





Consonant sound 'g' as in 'go' and 'guest'

1 Circle the pictures with the 'g' sound.



ghost



grapes



band



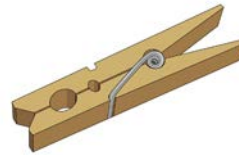
goat



girl



big



peg



moose

2 Circle all the words with the 'g' sound.

The **game** gave us the giggles.

Gophers dig under logs.

Grandma got golf clubs again.



Consonant sound 'g' as in 'go' and 'guest'

3 Draw a line to match the word with the picture.

goal

bag

pig

juggle

hug

4 Look at the picture. → Fill in the missing letter. → Write the word.



__ift



bu__



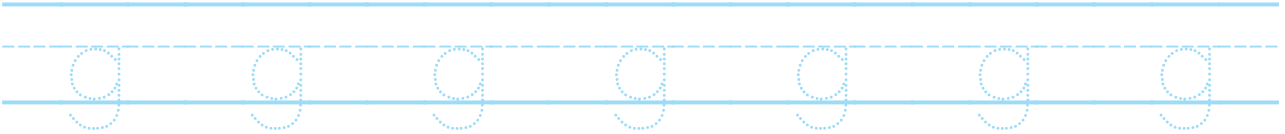
ea__le



Consonant sound 'g'

as in 'go' and 'guest'


1 Trace the 'g' letters.




2 Print a row of 'g' letters.



3 Trace these words.









4 Print these words.





Consonant blend sound 'ng'

- 1 Help Frida the flamingo find the lake!
Find the way by coloring the feathers pink if you hear an 'ng' sound in the picture name.





Consonant blend sound 'ng'

2

Complete the words.

Match each word to its picture by drawing a line.

stro n g

fi _ _ er



ri _ _

si _ k



wi _ k



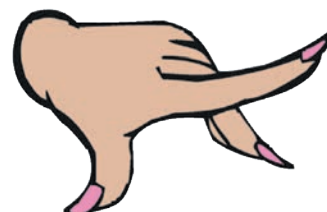
swi _ _



to _ _ ue



fa _ _





Consonant sound 'ng' as in 'going' and 'pink'

1 Circle the pictures with the 'ng' sound.



sing



king



think



bike




sink



worm



carrot



links

2 Circle all the words with the 'ng' sound.

They **sang** a long song.


My lungs are filling with air.

This pink ring is pretty.

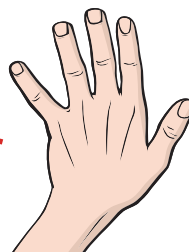


Consonant sound 'ng' as in 'going' and 'pink'

3 Draw a line to match the word with the picture.



swing



ding

ping-pong



fingers



long

4 Look at the picture. → Fill in the missing letter. → Write the word.



wi _ _



stri _ _



stro _ _



Consonant sound 'ng' as in 'going' and 'pink'

1 Trace the 'ng' letters.

ng ng ng ng ng


2 Print a row of 'ng' letters.

3 Trace these words.

thing pink bang

The King played ping-pong.

4 Print these words.





Initial sound 'f'

1

Help Freddy get out of the forest!
Find the path by coloring the trees green if you hear an 'f' sound at the start of the picture name.



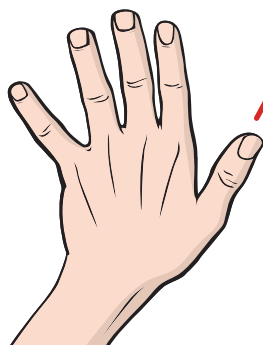


Initial sound 'f'

2

Complete the words.

Match each word to its picture by drawing a line.



_f_ingers

_ly

_ull



_ive

_arm

_eet

_ork

_lower





Consonant sound 'f' as in 'fall', 'phone' and 'cough'

1 Circle the pictures with the 'f' sound.



full



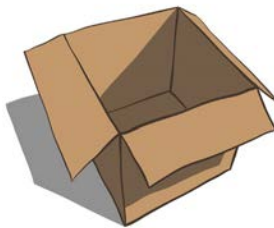
cake



alphabet



fish



box



giraffe



leaf



food

2 Circle all the words with the 'f' sound.

Phil felt full from all the pie.

Frank had fun with Fluffy.

After the feast, four friends fell asleep.



Consonant sound 'f' as in 'fall', 'phone' and 'cough'

3 Draw a line to match the word with the picture.

fan

laugh

photo

calf

flower

4 Look at the picture. → Fill in the missing letter. → Write the word.

__ive

cli __ __

sur __



Consonant sound 'f' as in 'fall', 'phone' and 'cough'

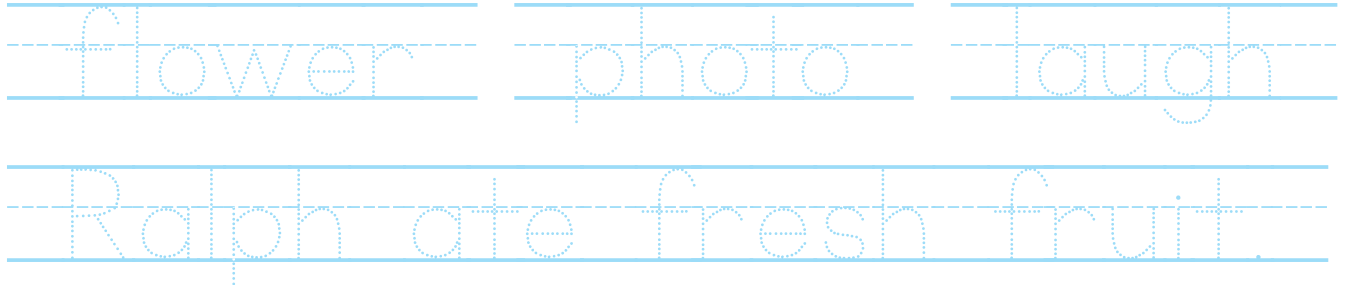
1 Trace the 'f' letters.





2 Print a row of 'f' letters.



3 Trace these words.



4 Print these words.











Initial sound 'v'

1

Help Vincent the vampire reach his castle!
Find the way by coloring the bats purple if you hear a 'v' sound at the start of the picture name.





Initial sound 'v'

2

Complete the words.
Match each word to its picture by drawing a line.



___ an



___ acuum




___ egetables



___ ase



village



___ oice



___ ote



___ ines



Consonant sound 'v' as in 'five'

1 Circle the pictures with the 'v' sound.



love



seven



diver



vegetables



vine



vacuum



frog



voice

2 Circle all the words with the 'v' sound.

Above the stove is a vent.

Dave wants to give his van a wash.

Val is very good friends with Steve.



Consonant sound 'v' as in 'five'

3 Draw a line to match the word with the picture.

van

vet

shovel

river

beehive

4 Look at the picture. → Fill in the missing letter. → Write the word.



__ est



ca __ e



dri __ er



Consonant sound 'v' as in 'five'

1 Trace the 'v' letters.




2 Print a row of 'v' letters.



3 Trace these words.



4 Print these words.














Initial sound 's'



Help Sammy the slug reach the leaf!
Find the way by coloring the rocks green if you hear an 's' sound at the start of the picture name.





Initial sound 's'


2

Complete the words.


Match each word to its picture by drawing a line.



__ andwich



__ even



__ eal




__ ailboat



__ ircle

s nake



__ ign



__ addle



Consonant sound 's' as in 'sand' and 'nice'

1 Circle the pictures with the 's' sound.



stool



sail



stack



tiger




lettuce



rice



fork



listen

2 Circle all the words with the 's' sound.

Sally swept leaves outside.

Sam sleeps while it snows.

We sang six fast songs last night.



Consonant sound 's' as in 'sand' and 'nice'

3 Draw a line to match the word with the picture.

horse

ghost

slug


mask

circus

4 Look at the picture. → Fill in the missing letter. → Write the word.



__ tar



gra __ __

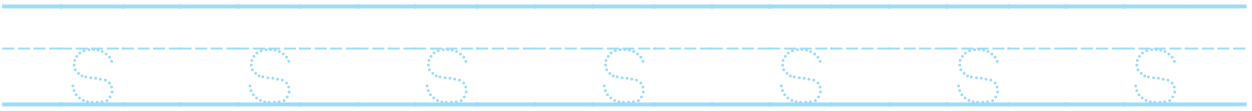


in __ ect



Consonant sound 's' as in 'sand' and 'nice'


1 Trace the 's' letters.




2 Print a row of 's' letters.



3 Trace these words.



4 Print these words.





Consonants - k, g, ng, f, v, s

1

Trace the letters at the beginning of each row.

Color each picture whose name begins with that letter sound.


k



g




f



v



s





Consonants - k, g, ng, f, v, s

2

Say the name of each picture.

Circle the letter that makes its beginning sound.

k or g



k or g



k or g



k or g



k or g



k or g



k or g



k or g



k or g

f or v



f or v



f or v



f or v



f or v



f or v



f or v



f or v



f or v

s or f



s or f



s or f



s or f



s or f



s or f



s or f



s or f



s or f



Consonants - k, g, ng, f, v, s

3

Write k, g or f on each line to complete the name of the picture.



__itten



__irl



__id



__orilla



__ire



__oose



__an



__eather



__iss

4

Write v or s on each line to complete the name of the picture.



__acuum



__addle



__tarfish



__oice



__est



__alami



Consonants - k, g, ng, f, v, s

5

Write k, g or f on each line to complete the name of the picture.



buc__et



jug__le



buf__alo



ti__er



nic__el



waf__le



joc__ey



cof__ee



alli__ator

6

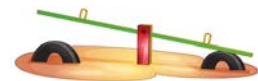
Write v, s or ng on each line to complete the name of the picture.



pe____uin



se__en



see__aw



o__en



fi____ers



mu__ic



dres__er



di__er



tria____le



Consonants - k, g, ng, f, v, s

7

Write k, g or f on each line to complete the name of the picture.



ca _ _ e



pi _ _



kic _ _



bu _ _



lea _ _



sac _ _



pe _ _



cal _ _



wol _ _

8

Write v, s or ng on each line to complete the name of the picture.



swi _ _ _



do _ _ e



prince _ _ s



circu _ _



go _ _ _



bu _ _



glo _ _ es



ca _ _ e



ki _ _ _



Answers

Lesson 3 www.Phonics.com

Consonant sound 'g' as in 'go' and 'guest'

- Trace the 'g' letters.
g g g g g g g
- Print a row of 'g' letters.
g g g g g g g
- Trace these words.
ghost goal juggle
Gus gave his guest a hug.
- Print these words.
grape goat big

© Blake Education 2015 www.phonics.com

Lesson 3 www.Phonics.com

Consonant blend sound 'ng'

- Help Frida the flamingo find the lake!
Find the way by coloring the feathers pink if you hear an 'ng' sound in the picture name.

© Blake Education 2015 www.phonics.com

Lesson 3 www.Phonics.com

Consonant blend sound 'ng'

- Complete the words.
Match each word to its picture by drawing a line.

© Blake Education 2015 www.phonics.com

Lesson 3 www.Phonics.com

Consonant sound 'ng' as in 'going' and 'pink'

- Circle the pictures with the 'ng' sound.
sing king think bike
sink worm carrot links
- Circle all the words with the 'ng' sound.
They gang a long song.
My lungs are filling with air.
This pink ring is pretty.

© Blake Education 2015 www.phonics.com

Lesson 3 www.Phonics.com

Consonant sound 'ng' as in 'going' and 'pink'

- Draw a line to match the word with the picture.
swing fingers long
ping-pong ding
- Look at the picture. → Fill in the missing letter. → Write the word.
wing _____ wing
string _____ string
strong _____ strong

© Blake Education 2015 www.phonics.com

Lesson 3 www.Phonics.com

Consonant sound 'ng' as in 'going' and 'pink'

- Trace the 'ng' letters.
ng ng ng ng ng
- Print a row of 'ng' letters.
ng ng ng ng ng
- Trace these words.
thing pink bang
The King played ping-pong.
- Print these words.
swing sink long

© Blake Education 2015 www.phonics.com

Lesson 3 www.Phonics.com

Initial sound 'f'

- Help Freddy get out of the forest!
Find the path by coloring the trees green if you hear an 'f' sound at the start of the picture name.

© Blake Education 2015 www.phonics.com

Lesson 3 www.Phonics.com

Initial sound 'f'

- Complete the words.
Match each word to its picture by drawing a line.

© Blake Education 2015 www.phonics.com

Lesson 3 www.Phonics.com

Consonant sound 'f' as in 'fall', 'phone', and 'cough'

- Circle the pictures with the 'f' sound.
full cake alphabet fish
box giraffe leaf food
- Circle all the words with the 'f' sound.
Phil felt full from all the pie.
Frank had fun with Fluffy.
After the feast, four friends fell asleep.

© Blake Education 2015 www.phonics.com



Answers

Lesson 3 www.Phonics.com

Consonant sound 'f' as in 'fall', 'phone' and 'cough'

1 Draw a line to match the word with the picture.

2 Look at the picture. → Fill in the missing letter. → Write the word.

	five	<u>five</u>
	cliff	<u>cliff</u>
	surf	<u>surf</u>

© Blake Education 2015 www.phonics.com

Lesson 3 www.Phonics.com

Consonant sound 'f' as in 'fall', 'phone' and 'cough'

1 Trace the 'f' letters.

2 Print a row of 'f' letters.

3 Trace these words.

flower photo laugh
Ralph ate fresh fruit.

4 Print these words.

© Blake Education 2015 www.phonics.com

Lesson 3 www.Phonics.com

Initial sound 'v'

1 Help Vincent the vampire reach his castle! Find the way by coloring the bats purple if you hear a 'v' sound at the start of the picture name.

© Blake Education 2015 www.phonics.com

Lesson 3 www.Phonics.com

Initial sound 'v'

2 Complete the words. Match each word to its picture by drawing a line.

© Blake Education 2015 www.phonics.com

Lesson 3 www.Phonics.com

Consonant sound 'v' as in 'five'

1 Circle the pictures with the 'v' sound.

2 Circle all the words with the 'v' sound.

(Above the stove) is a vent.
(Dave) wants to give his (van) a wash.
(Val) is very good friends with (Steve).

© Blake Education 2015 www.phonics.com

Lesson 3 www.Phonics.com

Consonant sound 'v' as in 'five'

1 Draw a line to match the word with the picture.

2 Look at the picture. → Fill in the missing letter. → Write the word.

	vest	<u>vest</u>
	cave	<u>cave</u>
	driver	<u>driver</u>

© Blake Education 2015 www.phonics.com

Lesson 3 www.Phonics.com

Consonant sound 'v' as in 'five'

1 Trace the 'v' letters.

2 Print a row of 'v' letters.

3 Trace these words.

seven cave shovel
Velvet feels very soft.

4 Print these words.

© Blake Education 2015 www.phonics.com

Lesson 3 www.Phonics.com

Initial sound 's'

1 Help Sammy the slug reach the leaf! Find the way by coloring the rocks green if you hear an 's' sound at the start of the picture name.

© Blake Education 2015 www.phonics.com

Lesson 3 www.Phonics.com

Initial sound 's'

2 Complete the words. Match each word to its picture by drawing a line.

© Blake Education 2015 www.phonics.com



Answers

Lesson 2
www.Phonics.com

Consonant sound 's' as in 'sand' and 'nice'

1 Circle the pictures with the 's' sound.

stool sail stack tiger
lettuce rice fork listen

2 Circle all the words with the 's' sound.

Sally sweps leaves soutside
Sam sleeps while it snows
We sang six sfast songs slast night.

© Blake Education 2015 www.phonics.com

Lesson 3
www.Phonics.com

Consonant sound 's' as in 'sand' and 'nice'

3 Draw a line to match the word with the picture.

horse mask ghost circus
slug

4 Look at the picture. Fill in the missing letter. Write the word.

star star
grass sgrass
insect sinsect

© Blake Education 2015 www.phonics.com

Lesson 3
www.Phonics.com

Consonant sound 's' as in 'sand' and 'nice'

1 Trace the 's' letters.

2 Print a row of 's' letters.

3 Trace these words.

stop mess small
Seven logs rolled past.

4 Print these words.

horse sail stool

© Blake Education 2015 www.phonics.com

Lesson 3 - Review
www.Phonics.com

Consonants - k, g, ng, f, v, s

1 Trace the letters at the beginning of each row. Color each picture whose name begins with that letter sound.

k
g
f
v
s

© Blake Education 2015 www.phonics.com

Lesson 3 - Review
www.Phonics.com

Consonants - k, g, ng, f, v, s

2 Say the name of each picture. Circle the letter that makes its beginning sound.

k or g
f or v
s or f

© Blake Education 2015 www.phonics.com

Lesson 3 - Review
www.Phonics.com

Consonants - k, g, ng, f, v, s

3 Write k, g or f on each line to complete the name of the picture.

l_kitten g_irl k_id
g_orilla f_ire g_oose
f_an f_eather k_iss

4 Write v, s or ng on each line to complete the name of the picture.

v_vacuum s_saddle
s_starfish v_voice
s_sest s_salami

© Blake Education 2015 www.phonics.com

Lesson 3 - Review
www.Phonics.com

Consonants - k, g, ng, f, v, s

5 Write k, g or f on each line to complete the name of the picture.

buc_k_et jug_g_le buf_f_alo
ti_g_er nic_k_el waf_f_le
joc_k_ey cof_f_ee alli_g_ator

6 Write v, s or ng on each line to complete the name of the picture.

pe_a_g_uin se_n_en see_s_ow
o_x_en fi_n_g_ers mu_s_ic
dres_s_er di_s_er tria_n_g_le

© Blake Education 2015 www.phonics.com

Lesson 3 - Review
www.Phonics.com

Consonants - k, g, ng, f, v, s

7 Write k, g or f on each line to complete the name of the picture.

ca_k_e pi_g_kic_k_
bu_g_lea_f_sac_k_
pe_g_cal_f_wol_f_

8 Write v, s or ng on each line to complete the name of the picture.

swi_s_g_do_s_eprince_s_s
circu_s_goa_g_bu_s_
glo_s_eca_s_ki_s_g_

© Blake Education 2015 www.phonics.com