



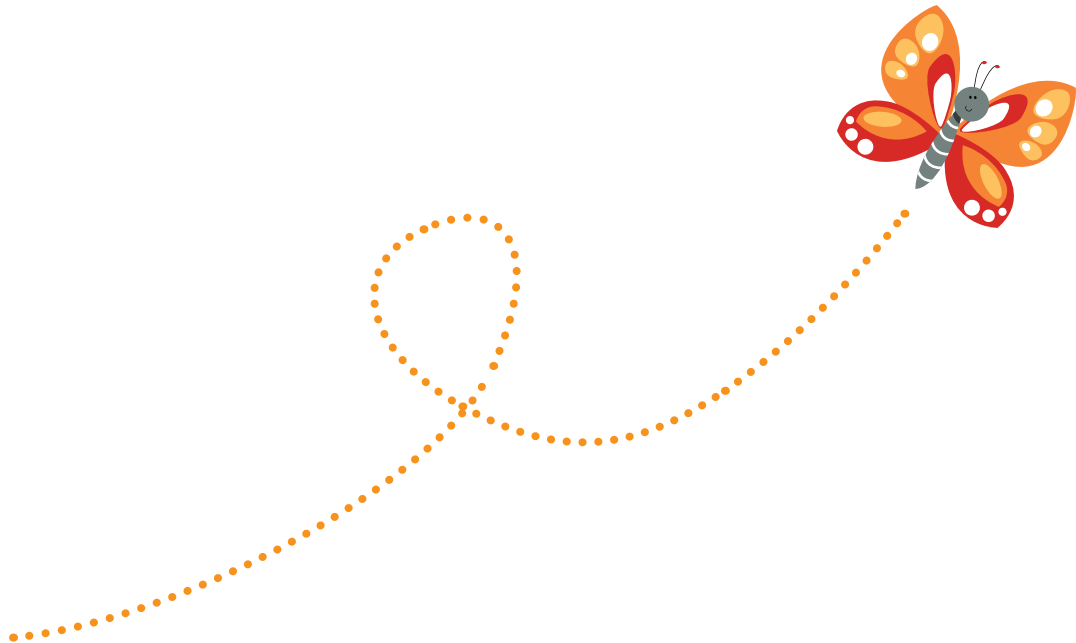
Covered in this Workbook:

- ✓ The short vowels
a, e, i, o, u
- ✓ Lesson 2 Revision
- ✓ Answers to all
worksheets



Lesson 2 Phonics Workbook

Teaching notes for parents



This book contains all of the worksheets for Lesson 2 from www.phonics.com.

There are three worksheets for each of the featured phonemes in the lesson. The activities are designed to reinforce and extend the knowledge that has been learned from the Lesson 2 Soundcards. The Soundcards are the first stage of each lesson. Your child should watch and listen to a single Soundcard slideshow for one phoneme before attempting the corresponding activity pages. The slideshow sounds out the phoneme (or sound) and includes examples of the sound's usage, such as:

1. At the beginning of the word (initial)
2. Within a word (medial)
3. At the end of a word (final).

The Handwriting activities are for writing practice of the phoneme on its own and within words. Forming these letters is an important part of the teaching process and should always be completed before moving on to the next phoneme in the lesson.

The Revision activities at the end of the book are written to include all of the Lesson 2 phonemes and should be completed successfully before moving on to Lesson 3.

Answers for every page are included at the back of the book. There are 7 downloadable workbooks — one for each of the lessons on www.phonics.com.







Short vowel sound 'a'

1


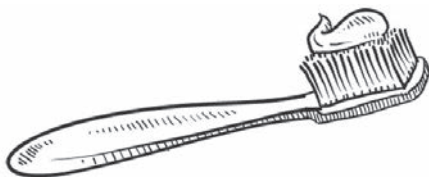
Say the names of the pictures below.

Listen for the 'a' sound as in 'apple'.

Color the pictures that have the short 'a' sound.



'a' as in ant





Short vowel sound 'a'

2

Circle the words that rhyme with the picture.

cap

map mop **tap** top rap slap

cat



hat hot bat pot mat hit

crab



grab tab grub nab tip slab

3

Say each word. Trace over the letters and write the short vowel 'a' to complete the words.



h t



h mmer



fl g



b t



dr gon




v n



Short vowel sound 'a' as in 'bat'

1 Circle the pictures with the 'a' sound.




banana



egg




cat



fan



dog



crab



plant



book

2 Circle all the words with the 'a' sound.

Matt had one can of tuna.

My cat sat on the flat mat.

The bat flew at the fan and fell down. Splat!



Short vowel sound 'a' as in 'bat'

3 Draw a line to match the word with the picture.



calf



pizza

map



bat



hat

4 Look at the picture. → Fill in the missing letter. → Write the word.



s _ d



fl _ g



_ pple



Short vowel sound 'a' as in 'bat'


1 Trace the 'a' letters.





2 Print a row of 'a' letters.



3 Trace these words.



4 Print these words.






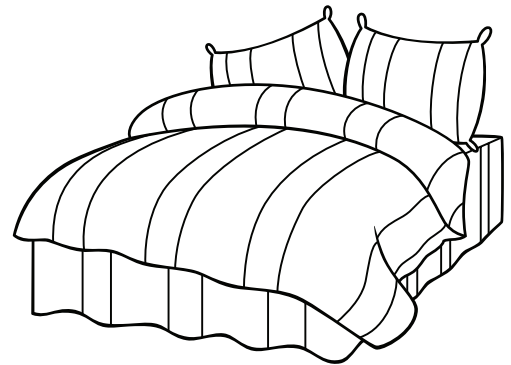

Short vowel sound 'e'

1



Say the names of the pictures below.

Listen for the 'e' sound as in 'egg'.

Color the pictures that have the short 'e' sound.



'e' as in elf





Short vowel sound 'e'

2


Circle the words that rhyme with the picture.

pen



hen ham sun **men** den tin

jet



set kite pet wet dot get

bread




head fed fit red bed dog

3

Say each word. Trace over the letters and write the short vowel 'e' to complete the words.



gg



m lon



bow



b ll



n st

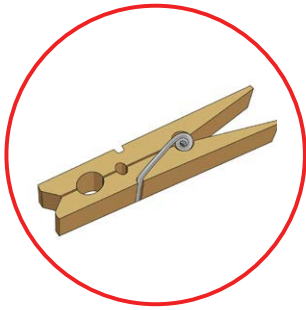


s v n



Short vowel sound 'e' as in 'end' and 'head'

1 Circle the pictures with the 'e' sound.



peg




train



legs




nest



farm



chair



pen



chest

2 Circle all the words with the 'e' sound.

Ellen said, "Go to bed."

Ted went to the end, then around the bend.

We spent money to send the letter.



Short vowel sound 'e' as in 'end' and 'head'

3 Draw a line to match the word with the picture.

west

blender

wrench

cent

head

4 Look at the picture. → Fill in the missing letter. → Write the word.



br _ ad



y _ llow



_ lbow



Short vowel sound 'e' as in 'end' and 'head'


1 Trace the 'e' letters.






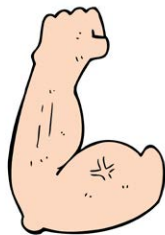
2 Print a row of 'e' letters.



3 Trace these words.



4 Print these words.







Short vowel sound 'i'

1

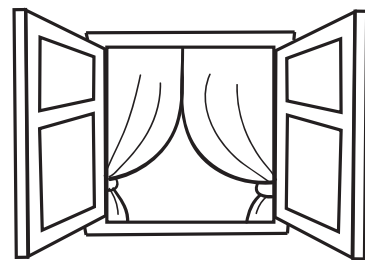

Say the names of the pictures below.

Listen for the 'i' sound as in 'it'.

Color the pictures that have the short 'i' sound.



'i' as in insect





Short vowel sound 'i'

2

Circle the words that rhyme with the picture.

ink



sink hill link pail pink joke

sit



rug fit hot bit bug hit


chips



tips socks ships lips plants rips

3

Say each word. Trace over the letters and write the short vowel 'i' to complete the words.




p g



m k



w tch



h ll



fl p




k d



Short vowel sound 'i' as in 'big'

1 Circle the pictures with the 'i' sound.



kid



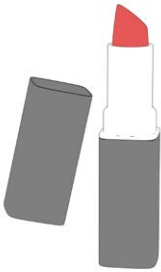
lizard



calf



hat



lipstick



skip



chips



insect

2 Circle all the words with the 'i' sound.

It is in the middle.

Liz's igloo is in Indiana.

Rick puts the cactus in the window.



Short vowel sound 'i' as in 'big'

3 Draw a line to match the word with the picture.

lid

chicken

lick

pig

spill

4 Look at the picture. → Fill in the missing letter. → Write the word.



ch _ n



qu _ ck



s _ nk



Short vowel sound 'i' as in 'big'

1 Trace the 'i' letters.




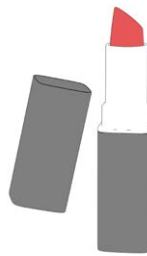


2 Print a row of 'i' letters.



3 Trace these words.



4 Print these words.





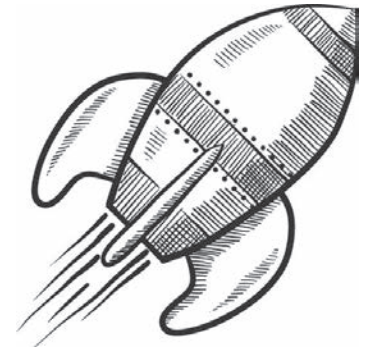

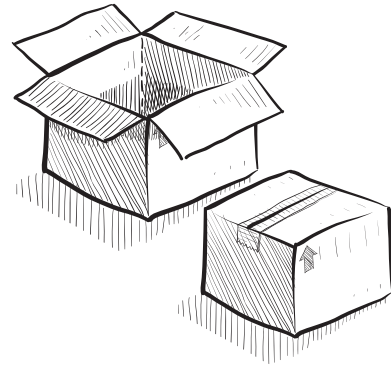
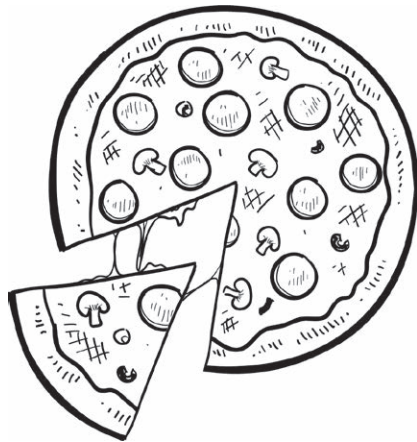
Short vowel sound 'o'

1



Say the names of the pictures below.

Listen for the 'o' sound as in 'off'.

Color the pictures that have the short 'o' sound.



'o' as in octopus





Short vowel sound 'o'

2

Circle the words that rhyme with the picture.

hot



got horn ear rot dot sit

dog



flower hog log wag jog two

lock



dock what rock shock clock rose

3

Say each word. Trace over the letters and write the short vowel 'o' to complete the words.



t t e r



c m p u t e r



f r g



s o c k s



o c t o b e r

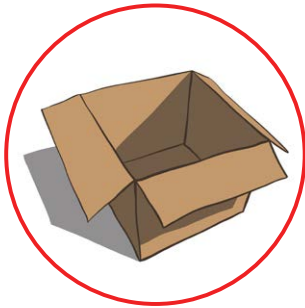


m o p



Short vowel sound 'o' as in 'mom'

1 Circle the pictures with the 'o' sound.



box



socks



mop



ox



banana



chair



stop



bottle

2 Circle all the words with the 'o' sound.

Bob had to jog to his job.

My mop is floppy.

This spot is not too hot.



Short vowel sound 'o' as in 'mom'

3 Draw a line to match the word with the picture.

pop

knot

trot

log

frog

4 Look at the picture. → Fill in the missing letter. → Write the word.



b__dy



d__t



d__g



Short vowel sound 'o' as in 'mom'

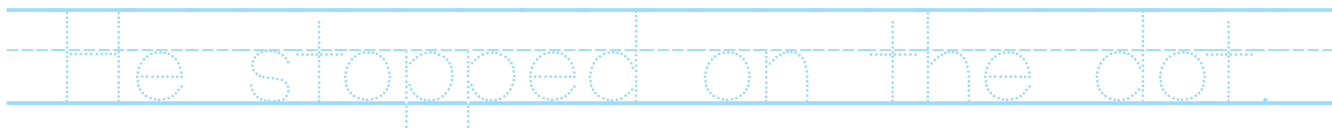

1 Trace the 'o' letters.



2 Print a row of 'o' letters.



3 Trace these words.



4 Print these words.







Short vowel sound 'u'

1


Say the names of the pictures below.

Listen for the 'u' sound as in 'up'.

Color the pictures that have the short 'u' sound.



'u' as in sun





Short vowel sound 'u'

2

Circle the words that rhyme with the picture.

bun



fan

fun

run

ear

one

pool

hut



cut


cake

bucket

shut

mutt

plug



hug

jar

rug

ring

bug

bag

3

Say each word. Trace over the letters and write the short vowel 'u' to complete the words.



g st




batht b




m g



lcky



nder



slg



Short vowel sound 'u' as in 'hum' and 'come'

1 Circle the pictures with the 'u' sound.



thumb



carrot



button



bug




coin



mug



monkey



puppy

2 Circle all the words with the 'u' sound.

Some bugs had fun in the puddle.

I wonder when I'll hug my uncle.

Sully got in trouble when he stumbled.



Short vowel sound 'u' as in 'hum' and 'come'

3 Draw a line to match the word with the picture.

hut

thunder

bun

love

cut

4 Look at the picture. → Fill in the missing letter. → Write the word.



s _ n



l _ cky




sk _ nk



Short vowel sound 'u' as in 'hum' and 'come'


1 Trace the 'u' letters.






2 Print a row of 'u' letters.



3 Trace these words.



4 Print these words.







Short vowels - a, e, i, o, u

1



Trace the letters at the beginning of each row.

Color each picture whose name begins with that letter sound.




a




e



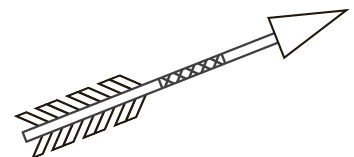
i



o



u





Short vowels - a, e, i, o, u

2

Say the name of each picture.

Circle the letter that makes the middle sound.

a or e



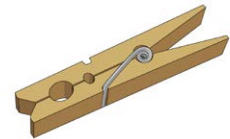
a or e



a or e



a or e



a or e



a or e



a or e

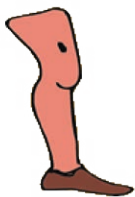


a or e



a or e

e or i



e or i




e or i



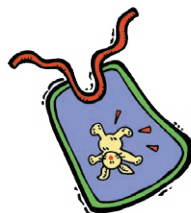
e or i




e or i



e or i



e or i



e or i



e or i



Short vowels - a, e, i, o, u

3

Say the name of each picture.

Circle the letter that makes the middle sound.

i or o



i or o




i or o



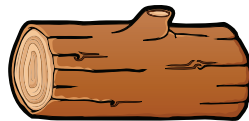
i or o



i or o



i or o



i or o



i or o



i or o

o or u



o or u



o or u



o or u



o or u



o or u



o or u



o or u



o or u



Short vowels - a, e, i, o, u

4

Circle the words that rhyme with the picture.

cat



hat

mat

bit

fat

rat

flat

jet



bet

met

vet

vat

yet

get

fig



bag

dig

big

jig

wig

pig

mop



stop

slop

slap

flop

bop

drop

drum



crumb

sum

gum

hum

cob

numb

5

Say each word. Trace over the letters and write the correct short vowels to complete the words.



nt



dr ss




f sh



d g



c p



cr b



Answers

Lesson 2 www.Phonics.com

Short vowel sound 'a'

1 Say the names of the pictures below. Listen for the 'a' sound as in 'apple'. Color the pictures that have the short 'a' sound.

'a' as in ant

© Blake Education 2015 www.phonics.com

Lesson 2 www.Phonics.com

Short vowel sound 'a'

2 Circle the words that rhyme with the picture.

map mop tap top rap slap
hat hot bat pot mat hit
grab tab grub nab tip slab

3 Say each word. Trace over the letters and write the short vowel 'a' to complete the words.

hat hammer flag
bat dragon van

© Blake Education 2015 www.phonics.com

Lesson 2 www.Phonics.com

Short vowel sound 'a' as in 'bat'

1 Circle the pictures with the 'a' sound.

banana egg cat fan
dog crab plant book

2 Circle all the words with the 'a' sound.

Mat had one can of tuna.
My cat sat on the flat mat.
The bat flew at the fan and fell down. Splat!

© Blake Education 2015 www.phonics.com

Lesson 2 www.Phonics.com

Short vowel sound 'a' as in 'bat'

3 Draw a line to match the word with the picture.

4 Look at the picture. Fill in the missing letter. Write the word.

sad sad
flag flag
apple apple

© Blake Education 2015 www.phonics.com

Lesson 2 www.Phonics.com

Short vowel sound 'a' as in 'bat'

1 Trace the 'a' letters.

2 Print a row of 'a' letters.

3 Trace these words.

fan map banana
I am glad.

4 Print these words.

hat crab flag

© Blake Education 2015 www.phonics.com

Lesson 2 www.Phonics.com

Short vowel sound 'e'

1 Say the names of the pictures below. Listen for the 'e' sound as in 'egg'. Color the pictures that have the short 'e' sound.

'e' as in elf

© Blake Education 2015 www.phonics.com

Lesson 2 www.Phonics.com

Short vowel sound 'e'

2 Circle the words that rhyme with the picture.

hen ham sun men den tin
set kite pet wet dot get
head fed fit red bed dog

3 Say each word. Trace over the letters and write the short vowel 'e' to complete the words.

egg melon elbow
bell nest seven

© Blake Education 2015 www.phonics.com

Lesson 2 www.Phonics.com

Short vowel sound 'e' as in 'end' and 'head'

1 Circle the pictures with the 'e' sound.

2 Circle all the words with the 'e' sound.

Ellen said, "Go to bed."
Ted went to the end, then around the bend.
We spent money to send the letter.

© Blake Education 2015 www.phonics.com

Lesson 2 www.Phonics.com

Short vowel sound 'e' as in 'end' and 'head'

3 Draw a line to match the word with the picture.

4 Look at the picture. Fill in the missing letter. Write the word.

bread bread
yellow yellow
elbow elbow

© Blake Education 2015 www.phonics.com



Answers

Lesson 2 www.Phonics.com

Short vowel sound 'e' as in 'end' and 'head'

- Trace the 'e' letters.
e e e e e e e e
- Print a row of 'e' letters.
e e e e e e e e
- Trace these words.
neck red head
Ed went to the edge.
- Print these words.
 elbow legs pen

© Blake Education 2015 www.phonics.com

Lesson 2 www.Phonics.com

Short vowel sound 'i' as in 'insect'

- Say the names of the pictures below. Listen for the 'i' sound as in 'it'. Color the pictures that have the short 'i' sound.
 'i' as in insect

© Blake Education 2015 www.phonics.com

Lesson 2 www.Phonics.com

Short vowel sound 'i'

- Circle the words that rhyme with the picture.
 sink hill link pail pink joke
 rug fit hot bit bug hit
 tips socks ships lips plants rips
- Say each word. Trace over the letters and write the short vowel 'i' to complete the words.
 pig milk witch
 hill flip kid

© Blake Education 2015 www.phonics.com

Lesson 2 www.Phonics.com

Short vowel sound 'i' as in 'big'

- Circle the pictures with the 'i' sound.
 kid lizard calf hat lipstick skip chips insect
- Circle all the words with the 'i' sound.
It is in the middle.
Liz's igloo is in Indiana.
Rick puts the cactus in the window.

© Blake Education 2015 www.phonics.com

Lesson 2 www.Phonics.com

Short vowel sound 'i' as in 'big'

- Draw a line to match the word with the picture.
 lid pig chicken lick spill
- Look at the picture. Fill in the missing letter. Write the word.
 chin quick sink

© Blake Education 2015 www.phonics.com

Lesson 2 www.Phonics.com

Short vowel sound 'i' as in 'big'

- Trace the 'i' letters.
i i i i i i i i
- Print a row of 'i' letters.
i i i i i i i i
- Trace these words.
tip lick insect
Will is bigger than Jill.
- Print these words.
 chicken lipstick pig

© Blake Education 2015 www.phonics.com

Lesson 2 www.Phonics.com

Short vowel sound 'o'

- Say the names of the pictures below. Listen for the 'o' sound as in 'off'. Color the pictures that have the short 'o' sound.
 'o' as in octopus

© Blake Education 2015 www.phonics.com

Lesson 2 www.Phonics.com

Short vowel sound 'o'

- Circle the words that rhyme with the picture.
 got horn ear rot dot sit
 dog flower hog log wag jog two
 lock dock what rock shack clock rose
- Say each word. Trace over the letters and write the short vowel 'o' to complete the words.
 otter computer frog
 socks October mop

© Blake Education 2015 www.phonics.com

Lesson 2 www.Phonics.com

Short vowel sound 'o' as in 'mom'

- Circle the pictures with the 'o' sound.
 box socks mop ox
 banana chair stop bottle
- Circle all the words with the 'o' sound.
Bob had to jog to his job.
My mop is floppy.
This spot is not too hot.

© Blake Education 2015 www.phonics.com



Answers

Lesson 2 www.Phonics.com

Short vowel sound 'o' as in 'mom'

3 Draw a line to match the word with the picture.

4 Look at the picture. → Fill in the missing letter. → Write the word.

	body	<u> </u> <u> </u> <u> </u>
	dot	<u> </u> <u> </u> <u> </u>
	dog	<u> </u> <u> </u> <u> </u>

© Blake Education 2015 www.phonics.com

Lesson 2 www.Phonics.com

Short vowel sound 'o' as in 'mom'

1 Trace the 'o' letters.

2 Print a row of 'o' letters.

3 Trace these words.

ox knot bottle
He stopped on the dot.

4 Print these words.

© Blake Education 2015 www.phonics.com

Lesson 2 www.Phonics.com

Short vowel sound 'u'

1 Say the names of the pictures below. Listen for the 'u' sound as in 'up'. Color the pictures that have the short 'u' sound.

'u' as in sun

© Blake Education 2015 www.phonics.com

Lesson 2 www.Phonics.com

Short vowel sound 'u'

2 Circle the words that rhyme with the picture.

	fan	fun	run	ear	one	pool
	cut	cake	bucket	shut	muff	
	hug	jar	rug	ring	bug	bag

3 Say each word. Trace over the letters and write the short vowel 'u' to complete the words.

gust bathtub mug
lucky under slug

© Blake Education 2015 www.phonics.com

Lesson 2 www.Phonics.com

Short vowel sound 'u' as in 'turn' and 'come'

1 Circle the pictures with the 'u' sound.

2 Circle all the words with the 'u' sound.

Some bugs had fun in the puddle.
I wonder when I'll hug my uncle.
Sully got in trouble when he stumbled.

© Blake Education 2015 www.phonics.com

Lesson 2 www.Phonics.com

Short vowel sound 'u' as in 'turn' and 'come'

3 Draw a line to match the word with the picture.

4 Look at the picture. → Fill in the missing letter. → Write the word.

	sun	<u> </u> <u> </u> <u> </u>
	lucky	<u> </u> <u> </u> <u> </u>
	skunk	<u> </u> <u> </u> <u> </u>

© Blake Education 2015 www.phonics.com

Lesson 2 www.Phonics.com

Short vowel sound 'u' as in 'turn' and 'come'

1 Trace the 'u' letters.

2 Print a row of 'u' letters.

3 Trace these words.

fun thumb under
Gus made supper for us.

4 Print these words.

© Blake Education 2015 www.phonics.com

Lesson 2 - Review www.Phonics.com

Short vowels - a, e, i, o, u

1 Trace the letters at the beginning of each row. Color each picture whose name begins with that letter sound.

a			
e			
i			
o			
u			

© Blake Education 2015 www.phonics.com

Lesson 2 - Review www.Phonics.com

Short vowels - a, e, i, o, u

2 Say the name of each picture. Circle the letter that makes the middle sound.

a or e	a or e	a or e	a or e
a or e	a or e	a or e	a or e
e or i	e or i	e or i	e or i
e or i	e or i	e or i	e or i

© Blake Education 2015 www.phonics.com











Answers

Lesson 2 - Phonics www.Phonics.com









Short vowels - a, e, i, o, u

3 Say the name of each picture.
Circle the letter that makes the middle sound.

i or o

 i or o	 i or o	 i or o	 i or o
 i or o	 i or o	 i or o	 i or o

o or u






 o or u	 o or u	 o or u	 o or u
 o or u	 o or u	 o or u	 o or u

© Blake Education 2015 www.phonics.com







Lesson 2 - Phonics www.Phonics.com

Short vowels - a, e, i, o, u

4 Circle the words that rhyme with the picture.

	hat	mat	bit	fat	rat	flat
	bet	met	vet	vat	yet	get
	bag	dig	big	jig	wig	pig
	stop	slop	slap	flop	bop	drop
	crumb	sum	gum	hum	cob	numb

5 Say each word. Trace over the letters and write the correct short vowels to complete the words.

 ant	 dress	 fish
 dog	 cup	 crab

© Blake Education 2015 www.phonics.com