




Covered in this Workbook:


- ✓ The consonants
p, b, m, t, d, n
- ✓ Lesson 1 Revision
- ✓ Answers to all
worksheets



Lesson 1 Phonics Workbook

☆ Name _____

Teaching notes for parents



This book contains all of the worksheets for Lesson 1 from www.phonics.com.

There are three worksheets for each of the featured phonemes in the lesson. The activities are designed to reinforce and extend the knowledge that has been learned from the Lesson 1 Soundcards. The Soundcards are the first stage of each lesson. Your child should watch and listen to a single Soundcard slideshow for one phoneme before attempting the corresponding activity pages. The slideshow sounds out the phoneme (or sound) and includes examples of the sound's usage, such as:

1. At the beginning of the word (initial)
2. Within a word (medial)
3. At the end of a word (final).

The Handwriting activities are for writing practice of the phoneme on its own and within words. Forming these letters is an important part of the teaching process and should always be completed before moving on to the next phoneme in the lesson.

The Revision activities at the end of the book are written to include all of the Lesson 1 phonemes and should be completed successfully before moving on to Lesson 2.

Answers for every page are included at the back of the book. There are 7 downloadable workbooks — one for each of the lessons on www.phonics.com.



Initial sound 'p'

- 1 Help Poppy the puppy reach her food!
Find the path by coloring the prints brown if you hear a 'p' sound at the start of the picture name.



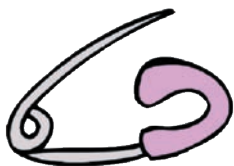


Initial sound 'p'

2

Complete the words.

Match each word to its picture by drawing a line.



-p-ear

__in

__ole




__enguin

__rawns

__izza

__ig

__resents





Consonant sound 'p' as in 'puppy'


1 Circle the pictures with the 'p' sound.



cup



plant



carrot



pump



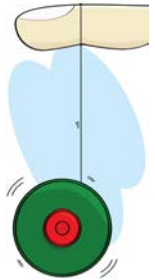
sleep



ape



pen



yo-yo

2 Circle all the words with the 'p' sound.

Pollie pulls a toy plane.


The panda had a party.

Pat is happy when people say "please".




Consonant sound 'p' as in 'puppy'

3 Draw a line to match the word with the picture.



potato




puppy

cape



pizza



map

4 Look at the picture. → Fill in the missing letter. → Write the word.



__ lane



ha __ __ y



__ asta



Consonant sound 'p' as in 'puppy'


1 Trace the 'p' letters.




2 Print a row of 'p' letters.



3 Trace these words.







4 Print these words.





Initial sound 'b'

1 Help Buzzy the bee reach the flower!
Find the way by coloring the clouds blue if you hear a 'b' sound at the start of the picture name.





Initial sound 'b'

2

Complete the words.


Match each word to its picture by drawing a line.



b ib



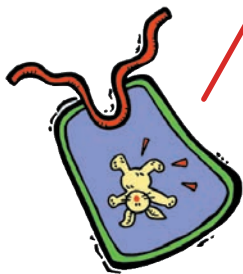
__ ike




__ oat



__ ow




__ utterfly



__ us



__ rush



__ ox



Consonant sound 'b' as in 'button'

1 Circle the pictures with the 'b' sound.



bar



plant



bucket



ribbon



cab



cub



glasses



bubble

2 Circle all the words with the 'b' sound.

Ben wants to buy blue baskets.

Ruby brushes the cub's back.

Bobby needs to be brave when his ball rolls beside the buffalo.



Consonant sound 'b' as in 'button'

3 Draw a line to match the word with the picture.

balloon

bird

bear

book

cube

4 Look at the picture. → Fill in the missing letter. → Write the word.



cra _



_ all



ra _ _ it



Consonant sound 'b' as in 'button'

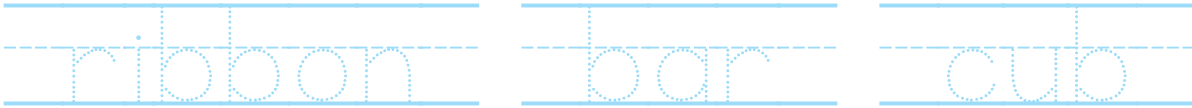
1 Trace the 'b' letters.



2 Print a row of 'b' letters.



3 Trace these words.



4 Print these words.






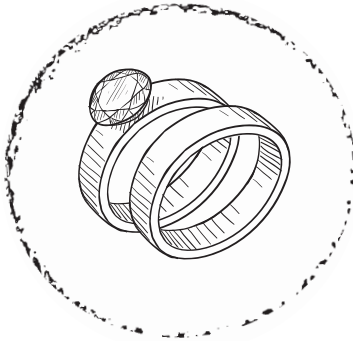



Initial sound 'm'

1

Help Snowy the snowman reach his mitten!

Find the way by coloring the snowballs purple if you hear an 'm' sound at the start of the picture name.





Initial sound 'm'

2

Complete the words.

Match each word to its picture by drawing a line.



.m oose

__ ap

__ ail





__ otorbike

__ elon

__ usic

__ outh

__ op





Consonant sound 'm' as in 'moon'

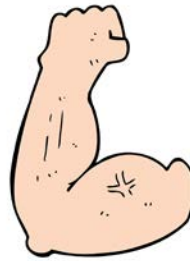
1 Circle the pictures with the 'm' sound.



music



camp



arm



house



moose



monkey



comb



tools

2 Circle all the words with the 'm' sound.

The **small** mice marched on the mat.

In May, it was warm like summer.

Mike made Molly do math on Monday.



Consonant sound 'm' as in 'moon'

3 Draw a line to match the word with the picture.

movie

stamp

jump


milk

worm

4 Look at the picture. → Fill in the missing letter. → Write the word.



ja _



far _



_ ouse



Consonant sound 'm' as in 'moon'


1 Trace the 'm' letters.



2 Print a row of 'm' letters.



3 Trace these words.



4 Print these words.

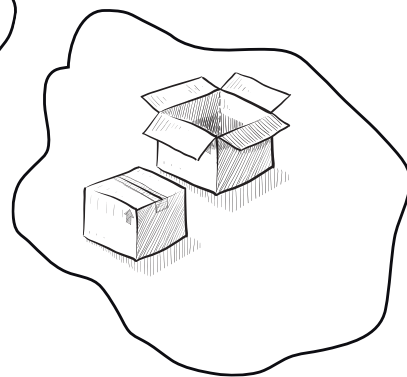
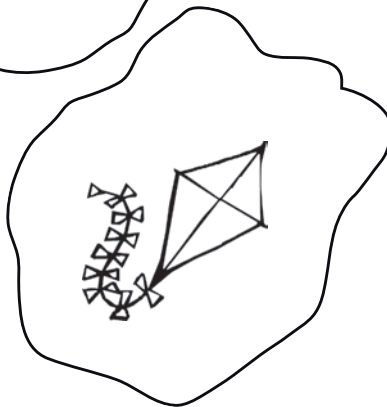


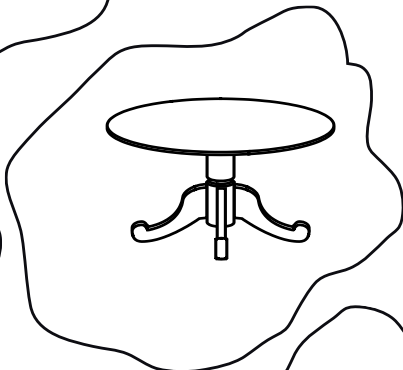

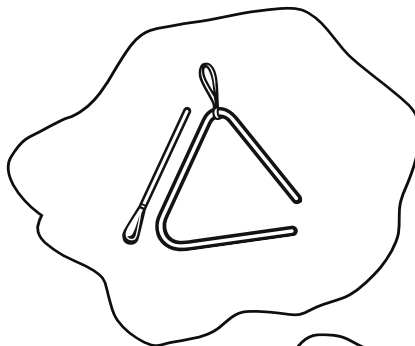





Initial sound 't'



Help Tammy the turtle reach the pond!
Find the way by coloring the puddles blue if you hear a 't' sound at the start of the picture name.





Initial sound 't'

2

Complete the words.

Match each word to its picture by drawing a line.



t _ eapot



_ iger



_ oes



_ axi



_ ie




_ wins



_ ools

_ rain





Consonant sound 't' as in 'tall'

1 Circle the pictures with the 't' sound.



tools



tiger



calf



guitar



ant



hat



foot



fork

2 Circle all the words with the 't' sound.

Tom is too tall to sit.



Eight buttons are on the table.




On Tuesday, ten trees were cut.



Consonant sound 't' as in 'tall'

3 Draw a line to match the word with the picture.

water  plant  truck

 ghost  toe 

4 Look at the picture. → Fill in the missing letter. → Write the word.



__ ap



__ rea __



le __ __ uce



Consonant sound 't' as in 'tall'


1 Trace the 't' letters.



2 Print a row of 't' letters.



3 Trace these words.






4 Print these words.





Initial sound 'd'

1 Help Danny the dragon reach his cave!
Find the way by coloring the trees green if you hear a 'd' sound at the start of the picture name.






Initial sound 'd'

2

Complete the words.

Match each word to its picture by drawing a line.



dark

__iver

__olphin

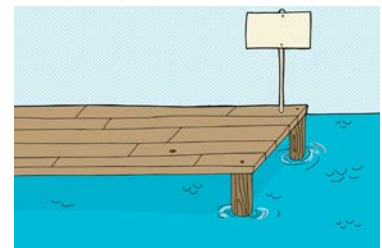

__ock

__ance

__esk

__inosaur

__rink





Consonant sound 'd' as in 'dig'

1 Circle the pictures with the 'd' sound.



puddle



door



dot



phone



bird



giraffe



desk



wood

2 Circle all the words with the 'd' sound.

Did you add more food?


The red side of the card is muddy.

Dan likes to cuddle his teddy.




Consonant sound 'd' as in 'dig'

3 Draw a line to match the word with the picture.




field

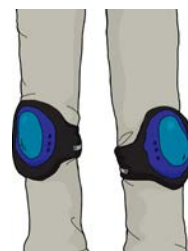


pads

candle



kid



double



kid

4 Look at the picture.

Fill in the missing letter.

Write the word.



__ial



han__

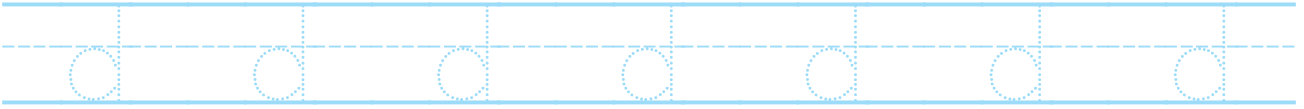


sa__le



Consonant sound 'd' as in 'dig'


1 Trace the 'd' letters.



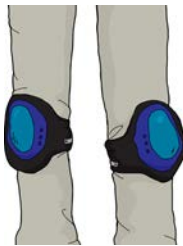
2 Print a row of 'd' letters.



3 Trace these words.



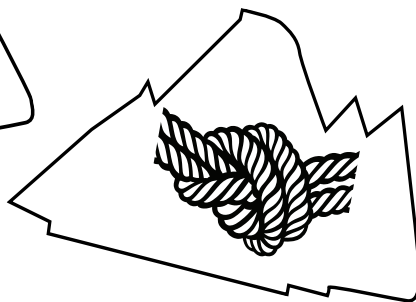





4 Print these words.





Initial sound 'n'

1 Help Rudy the Reindeer reach the North Pole!
Find the way by coloring the icebergs red if you hear an 'n' sound at the start of the picture name.






Initial sound 'n'

2

Complete the words.

Match each word to its picture by drawing a line.



__n__ose

k__ight

k__ee

__et

__ine

__inja

__ut

__ight





Consonant sound 'n' as in 'now' or 'knot'


1 Circle the pictures with the 'n' sound.



pencil



north



balloon



nest



leaf



bag



clown



tuna

2 Circle all the words with the 'n' sound.

Ten spoons are under my bed.

Queen Lynn ate one sandwich at night.

Nathan likes his brown and green flannel shirt the most.



Consonant sound 'n' as in 'now' or 'knot'

3 Draw a line to match the word with the picture.

snowman



knight




seven



candle



neck



4 Look at the picture.

Fill in the missing letter.

Write the word.



ba _ d



su _



_ ose



Consonant sound 'n' as in 'now' or 'knot'


1 Trace the 'n' letters.



2 Print a row of 'n' letters.



3 Trace these words.



4 Print these words.









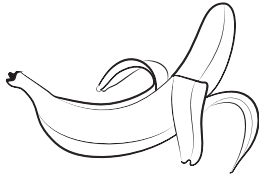
Consonants - p, b, m, t, d, n

1 Trace the letters at the beginning of each row.
Color each picture whose name begins with that letter sound.


p



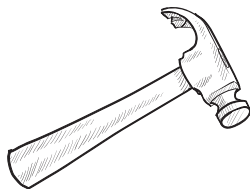
b




m




t



d



n





Consonants - p, b, m, t, d, n

2

Say the name of each picture.

Circle the letter that makes its beginning sound.

b or d



b or d



b or d



b or d



b or d



b or d



b or d



b or d



b or d

p or t



p or t



p or t



p or t



p or t



p or t



p or t



p or t



p or t

m or n



m or n



m or n



m or n



m or n



m or n



m or n



m or n



m or n



Consonants - p, b, m, t, d, n

3

Write p, b or m on each line to complete the name of the picture.



__oon



__aint



__alloon



__ed



__itt



__en



__illow



__ouse



__one

4

Write t, d or n on each line to complete the name of the picture.



__iger



__uts



__uck



__ail



__esk



__ine



__og



__urtle



__ooth



Consonants - p, b, m, t, d, n

5

Write p, b or m on each line to complete the name of the picture.



ca__in



tea__ot



ta__le



ham__er



ro__ot



ca__el



zip__er



le__on



ap__le

6

Write t, d or n on each line to complete the name of the picture.



pea__ut



gui__ar



rat__le



noo__le



mo__key



win__ow



but__on



spi__er



po__y



Consonants - p, b, m, t, d, n

7

Write p, b or m on each line to complete the name of the picture.



wor _ _



shee _ _



cu _ _



cra _ _



ca _ _



we _ _



dru _ _



ca _ _



ar _ _

8

Write t, d or n on each line to complete the name of the picture.



goa _ _



wago _ _



brea _ _



bir _ _



carro _ _



bar _ _



clou _ _



ribbo _ _



boa _ _



Answers

Lesson 1 www.Phonics.com

Initial sound 'p'

1 Help Poppy the puppy reach her food!
Find the path by coloring the prints brown if you hear a 'p' sound at the start of the picture name.

© Blake Education 2015 www.phonics.com

Lesson 1 www.Phonics.com

Initial sound 'p'

2 Complete the words.
Match each word to its picture by drawing a line.

© Blake Education 2015 www.phonics.com

Lesson 1 www.Phonics.com

Consonant sound 'p' as in 'puppy'

1 Circle the pictures with the 'p' sound.

2 Circle all the words with the 'p' sound.

Pollie pulls a toy plane.
The panda had a party.
Pat is happy when people say "please".

© Blake Education 2015 www.phonics.com

Lesson 1 www.Phonics.com

Consonant sound 'p' as in 'puppy'

3 Draw a line to match the word with the picture.

4 Look at the picture. → Fill in the missing letter. → Write the word.

© Blake Education 2015 www.phonics.com

Lesson 1 www.Phonics.com

Consonant sound 'p' as in 'puppy'

1 Trace the 'p' letters.

2 Print a row of 'p' letters.

3 Trace these words.

puppy snap pan
Pam likes pink capes.

4 Print these words.

© Blake Education 2015 www.phonics.com

Lesson 1 www.Phonics.com

Initial sound 'b'

1 Help Buzzy the bee reach the flower!
Find the way by coloring the clouds blue if you hear a 'b' sound at the start of the picture name.

© Blake Education 2015 www.phonics.com

Lesson 1 www.Phonics.com

Initial sound 'b'

2 Complete the words.
Match each word to its picture by drawing a line.

© Blake Education 2015 www.phonics.com

Lesson 1 www.Phonics.com

Consonant sound 'b' as in 'button'

1 Circle the pictures with the 'b' sound.

2 Circle all the words with the 'b' sound.

Ben wants to buy blue baskets.
Ruby brushes the cub's back.
Bobby needs to be brave when his ball rolls beside the buffalo.

© Blake Education 2015 www.phonics.com

Lesson 1 www.Phonics.com

Consonant sound 'b' as in 'button'

3 Draw a line to match the word with the picture.

4 Look at the picture. → Fill in the missing letter. → Write the word.

© Blake Education 2015 www.phonics.com



Answers

Lesson 1 www.Phonics.com

Consonant sound 'n' as in 'now' or 'knot'

1 Circle the pictures with the 'n' sound.

2 Circle all the words with the 'n' sound.

Ten spoons are under my bed.
Queen Lynn ate one sandwich at night.
Nathan likes his brown and green flannel shirt the most.

Lesson 1 www.Phonics.com

Consonant sound 'n' as in 'now' or 'knot'

3 Draw a line to match the word with the picture.

4 Look at the picture. Fill in the missing letter. Write the word.

band: band
sun: sun
nose: nose

Lesson 1 www.Phonics.com

Consonant sound 'n' as in 'now' or 'knot'

1 Trace the 'n' letters.

2 Print a row of 'n' letters.

3 Trace these words.

neck candle balloon
Seven men have nets.

4 Print these words.

candle snowman nest

Lesson 1 www.Phonics.com

Consonants - p, b, m, t, d, n

1 Trace the letters at the beginning of each row. Color each picture whose name begins with that letter sound.

p: pig, pencil, potato
b: banana, bear, bird
m: monkey, mouse, man
t: tiger, top, tent
d: dog, diamond, dinosaur
n: nose, net, nest

Lesson 1 www.Phonics.com

Consonants - p, b, m, t, d, n

2 Say the name of each picture. Circle the letter that makes its beginning sound.

b or d: bicycle, dog, bed, book, ball, bat, bus, bird, butterfly, butterfly, butterfly, butterfly
p or t: pig, pencil, potato, pumpkin, pear, peach, pen, paper, pie, pie, pie, pie
m or n: monkey, mouse, man, moon, mushroom, nose, nut, nut, nut, nut

Lesson 1 www.Phonics.com

Consonants - p, b, m, t, d, n

3 Write p, b or m on each line to complete the name of the picture.

moon, paint, balloon
bed, mitt, pen
pillow, mouse, bone

4 Write t, d or n on each line to complete the name of the picture.

tiger, nuts, duck
nail, desk, line
dog, turtle, tooth

Lesson 1 www.Phonics.com

Consonants - p, b, m, t, d, n

5 Write p, b or m on each line to complete the name of the picture.

cab in, tea pot, ta ble
ham mer, ro bot, ca mel
zip per, le mon, ap ple

6 Write t, d or n on each line to complete the name of the picture.

pea ut, gui tar, rat le
noo dle, mo key, win dow
but ton, spi der, po ly

Lesson 1 www.Phonics.com

Consonants - p, b, m, t, d, n

7 Write p, b or m on each line to complete the name of the picture.

wor m, shee p, cu p
cra b, ca p, we b
dru m, ca h, ar m

8 Write t, d or n on each line to complete the name of the picture.

goa t, wago n, brea d
bir d, carro t, bar n
clou d, ribbo n, boa t