


Volcano




Volcano


(Players 1–4)



1. Distribute a volcano base board to each player.
2. Place the lava balls in the middle of the group face down.
3. Take turns to choose a lava ball.
4. If you can read the word on the lava ball place it above the volcano. If you cannot read the word return it to the middle of the group.
5. The player with the most lava balls is the winner.

Volcano






Volcano

Baseboard


Literacy Games – Book 2
© 2015 Blake Education



Volcano

Baseboard


Literacy Games – Book 2
© 2015 Blake Education



Volcano

Baseboard

Literacy Games – Book 2
© 2015 Blake Education



Volcano

Baseboard

Literacy Games – Book 2
© 2015 Blake Education

are

for

not

you

see

us

down

can

Mum

Dad

play

with

Volcano

Literacy Games – Book 2
© 2015 Blake Education

Volcano

Literacy Games – Book 2
© 2015 Blake Education

Volcano

Literacy Games – Book 2
© 2015 Blake Education

Volcano

Literacy Games – Book 2
© 2015 Blake Education

Volcano

Literacy Games – Book 2
© 2015 Blake Education

Volcano

Literacy Games – Book 2
© 2015 Blake Education

Volcano

Literacy Games – Book 2
© 2015 Blake Education

Volcano

Literacy Games – Book 2
© 2015 Blake Education

Volcano

Literacy Games – Book 2
© 2015 Blake Education

Volcano

Literacy Games – Book 2
© 2015 Blake Education

Volcano

Literacy Games – Book 2
© 2015 Blake Education

Volcano

Literacy Games – Book 2
© 2015 Blake Education

he

she

away

where

back

his

will

her

out

into

came

but

Volcano

Literacy Games – Book 2
© 2015 Blake Education

Volcano

Literacy Games – Book 2
© 2015 Blake Education

Volcano

Literacy Games – Book 2
© 2015 Blake Education

Volcano

Literacy Games – Book 2
© 2015 Blake Education

Volcano

Literacy Games – Book 2
© 2015 Blake Education

Volcano

Literacy Games – Book 2
© 2015 Blake Education

Volcano

Literacy Games – Book 2
© 2015 Blake Education

Volcano

Literacy Games – Book 2
© 2015 Blake Education

Volcano

Literacy Games – Book 2
© 2015 Blake Education

Volcano

Literacy Games – Book 2
© 2015 Blake Education

Volcano

Literacy Games – Book 2
© 2015 Blake Education

Volcano

Literacy Games – Book 2
© 2015 Blake Education

we

and

at

here

on

up

it

I

went

said

big

little

Volcano

Literacy Games – Book 2
© 2015 Blake Education

Volcano

Literacy Games – Book 2
© 2015 Blake Education

Volcano

Literacy Games – Book 2
© 2015 Blake Education

Volcano

Literacy Games – Book 2
© 2015 Blake Education

Volcano

Literacy Games – Book 2
© 2015 Blake Education

Volcano

Literacy Games – Book 2
© 2015 Blake Education

Volcano

Literacy Games – Book 2
© 2015 Blake Education

Volcano

Literacy Games – Book 2
© 2015 Blake Education

Volcano

Literacy Games – Book 2
© 2015 Blake Education

Volcano

Literacy Games – Book 2
© 2015 Blake Education

Volcano

Literacy Games – Book 2
© 2015 Blake Education

Volcano

Literacy Games – Book 2
© 2015 Blake Education

this

is

look

like

me

go

the

in

am

to

come

my

Volcano

Literacy Games – Book 2
© 2015 Blake Education

Volcano

Literacy Games – Book 2
© 2015 Blake Education

Volcano

Literacy Games – Book 2
© 2015 Blake Education

Volcano

Literacy Games – Book 2
© 2015 Blake Education

Volcano

Literacy Games – Book 2
© 2015 Blake Education

Volcano

Literacy Games – Book 2
© 2015 Blake Education

Volcano

Literacy Games – Book 2
© 2015 Blake Education

Volcano

Literacy Games – Book 2
© 2015 Blake Education

Volcano

Literacy Games – Book 2
© 2015 Blake Education

Volcano

Literacy Games – Book 2
© 2015 Blake Education

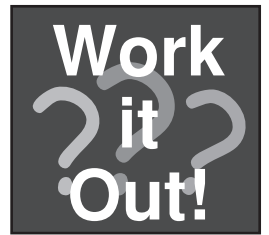
Volcano

Literacy Games – Book 2
© 2015 Blake Education

Volcano

Literacy Games – Book 2
© 2015 Blake Education

Name _____



Write each word into the correct letter shape boxes.

up and went into here can am big

--	--	--

--	--

--	--	--

--	--	--	--

--	--	--	--

--	--	--	--

--	--	--

--	--