


Toy Machine




Toy Machine




(Players 1–4)

1. Choose a Toy Machine base board.
2. Place the picture cards face down in middle of the group with the cover face up.
3. Take turns to choose a picture card.
4. If the picture begins with a blend you have on your base board, remove the cover to reveal the puzzle piece. Place the puzzle piece face up in the space with the matching blend. If it is not a match return it to the middle of the group.
5. The first player to complete the puzzle and reveal the hidden toy is the winner.

Toy Machine




st	tr
sc	bl
tw	sn

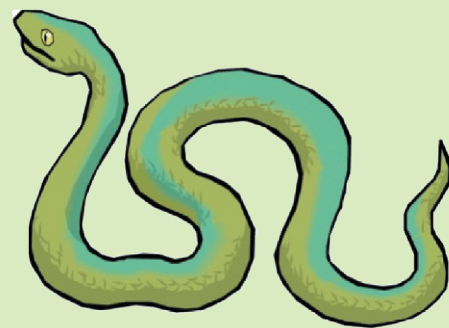


Toy Machine Baseboard


Literacy Games – Book 3
© 2015 Blake Education



12







br

cl

fl




spr


ms

nbs
squ


Toy Machine Baseboard

Literacy Games – Book 3
© 2015 Blake Education







fr	gr
sk	sl
sp	dr




Toy Machine Baseboard

Literacy Games – Book 3
© 2015 Blake Education







gl

cr

pl


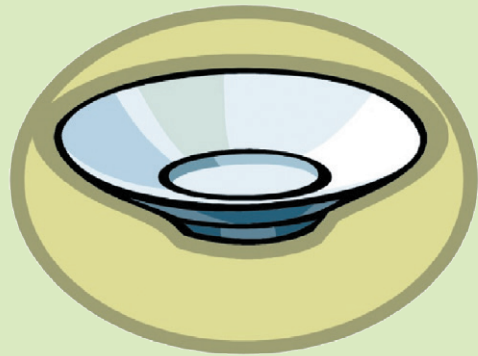


scr


sm


pr

Toy Machine Baseboard

Literacy Games – Book 3
© 2015 Blake Education







**Toy Machine
Covers**

**Toy Machine
Covers**

**Toy Machine
Covers**


**Toy Machine
Covers**

**Toy Machine
Covers**

**Toy Machine
Covers**

**Toy Machine
Covers**

**Toy Machine
Covers**



**Toy Machine
Covers**

**Toy Machine
Covers**

**Toy Machine
Covers**


**Toy Machine
Covers**

**Toy Machine
Covers**

**Toy Machine
Covers**

**Toy Machine
Covers**

**Toy Machine
Covers**



**Toy Machine
Covers**

**Toy Machine
Covers**

**Toy Machine
Covers**

**Toy Machine
Covers**

**Toy Machine
Covers**

**Toy Machine
Covers**









**Toy Machine
Covers**

**Toy Machine
Covers**

Name _____

**Work
it
Out!**

Point to each picture and say the word slowly. Listen to the beginning blend. Find the blend below and then cut and paste it next to the matching picture.

sw	gr	sn	dr
gl	fr	tr	br