


Apple Bites




Apple Bites

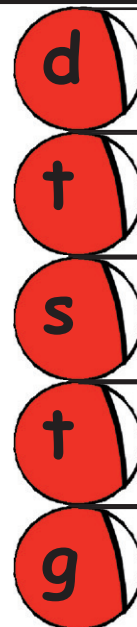


(Players 1–4)



1. Distribute the apples equally amongst the players.
2. Place the pegs letter-side down, worm-side up in middle of the group.
3. Take turns to choose a peg.
4. Say the word slowly, listening to the sounds. If the sound on the peg is the missing letter on the apple, peg it on to complete the word. If it is not, return it to the middle of the group.
5. The first player to match all apples with a peg is the winner.

Apple Bites





Apple Bites

Literacy Games – Book 2
© 2015 Blake Education

Apple Bites

Literacy Games – Book 2
© 2015 Blake Education

Apple Bites

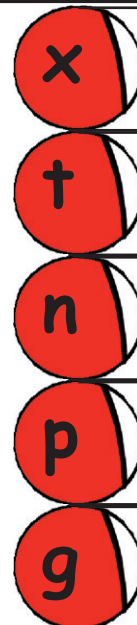


Literacy Games – Book 2
© 2015 Blake Education

Apple Bites

Literacy Games – Book 2
© 2015 Blake Education

Apple Bites

Literacy Games – Book 2
© 2015 Blake Education



Apple Bites

Literacy Games – Book 2
© 2015 Blake Education

Apple Bites

Literacy Games – Book 2
© 2015 Blake Education

Apple Bites



Literacy Games – Book 2
© 2015 Blake Education

Apple Bites

Literacy Games – Book 2
© 2015 Blake Education

Apple Bites

Literacy Games – Book 2
© 2015 Blake Education



Apple Bites

Literacy Games – Book 2
© 2015 Blake Education

Apple Bites

Literacy Games – Book 2
© 2015 Blake Education

Apple Bites

Literacy Games – Book 2
© 2015 Blake Education

Apple Bites

Literacy Games – Book 2
© 2015 Blake Education

Apple Bites

Literacy Games – Book 2
© 2015 Blake Education

Name _____

**Work
? it ?
Out!**

Look at the pictures. Say each word slowly and complete the word by writing in the missing sound.


mu__




we__



fo__



fi__



cu__



ri__



ba__



pe__



ca__

